

CHF 2008

2008 Common Humanitarian Fund for Sudan Summary of Allocations

11-Aug-08

2008 Second Allocation Round

Summary Allocation Tables:

- Donor Contributions
- Allocations by Allocation Type
- Allocations Timeline (by Month)
- Allocations by Planning Region
- Allocations by Sector
- Allocations by Organisation
- Allocations by Sector within Planning Regions
- Allocations by Planning Region within Sectors
- Allocations by Organisation within Planning Regions
- Allocations by Organisation within Sectors
- Allocations by Organisation within Regions and Sectors
- Allocations by Organisation within Sectors and Regions

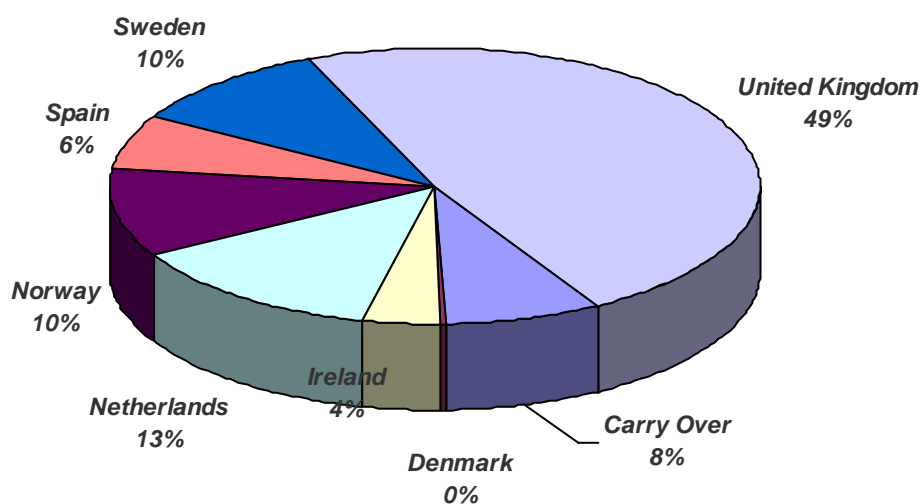
For further information on the Common Humanitarian Fund for Sudan please visit

www.unsudanig.org/workplan/chf

2007 Common Humanitarian Fund for Sudan - Donor Pledges

Monday, August 11, 2008

Donor		Amount Pledged in US\$		Paid	Percent of Total
Carry Over			\$13,000,000	\$13,000,000	7.9%
01-Jan-08	\$13,000,000 USD	Disbursed	\$13,000,000	\$13,000,000	
Denmark			\$392,434	\$392,434	0.2%
22-Dec-07	\$2,000,000 DKK	Disbursed	\$392,434	\$392,434	
Ireland			\$6,320,000	\$6,320,000	3.8%
20-Mar-08	\$6,320,000 EURO	Disbursed	\$6,320,000	\$6,320,000	
Netherlands			\$21,622,000	\$21,622,000	13.1%
29-Apr-08	\$21,622,000 USD	Disbursed	\$21,622,000	\$21,622,000	
Norway			\$17,034,485	\$17,034,485	10.3%
20-Mar-08	\$17,034,485 USD	Disbursed	\$17,034,485	\$17,034,485	
Spain			\$10,586,512	\$0	6.4%
25-Jul-08	\$6,800,000 EURO	Commitment	\$10,586,512	\$0	
Sweden			\$16,673,030	\$16,673,030	10.1%
04-Apr-08	\$100,000,000 SEK	Disbursed	\$16,673,030	\$16,673,030	
United Kingdom			\$79,522,863	\$79,522,863	48.2%
20-Mar-08	\$40,000,000 GBP	Disbursed	\$79,522,863	\$79,522,863	
GRAND TOTAL			\$165,151,324	\$154,564,812	100.0%

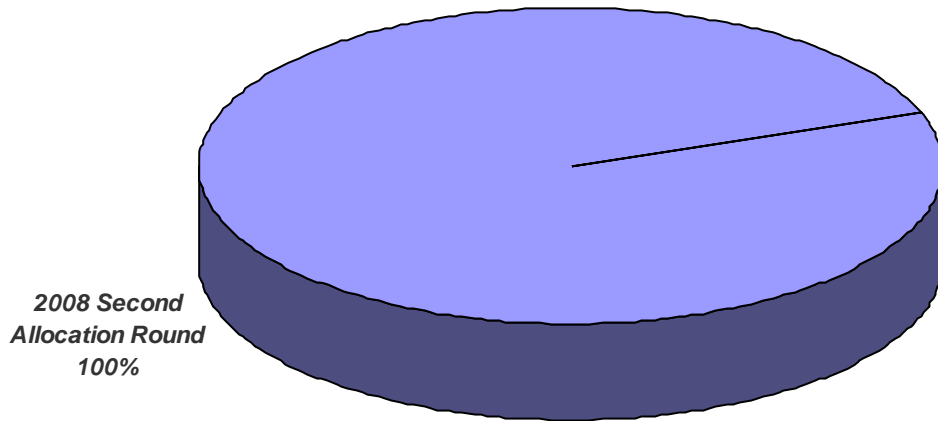


2008 Common Humanitarian Fund for Sudan - Allocation Type

Monday, August 11, 2008

2008 Second Allocation Round

Allocation Type	Amount Allocated	Percent of Total
CHF Standard Allocation	\$41,364,322	100.0%
2008 Second Allocation Round	\$41,364,322	100.0%
GRAND TOTAL	\$41,364,322	100.0%

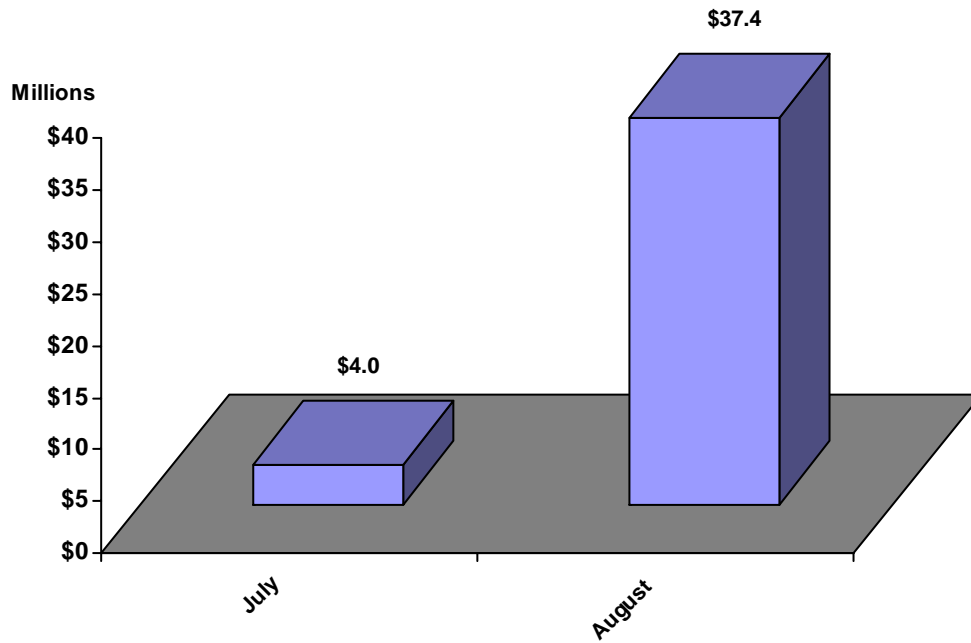


2008 Common Humanitarian Fund for Sudan - Summary by Allocation Month

Monday, August 11, 2008

2008 Second Allocation Round

Allocation Month	Amount Allocated	Percent of Total
CHF Standard Allocation	\$41,364,322	100.0%
July	\$4,000,000	9.7%
August	\$37,364,322	90.3%
GRAND TOTAL	\$41,364,322	100.0%

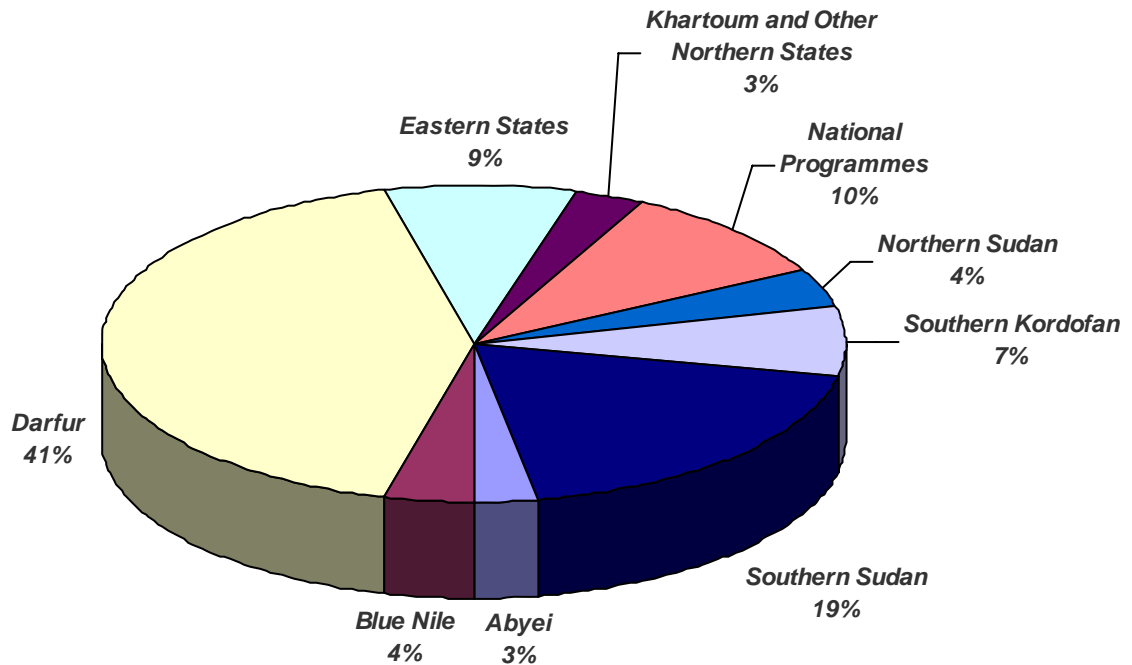


2008 Common Humanitarian Fund for Sudan - Region Summary

Monday, August 11, 2008

2008 Second Allocation Round

Region	Amount Allocated	Percent of Total
Abyei	\$1,175,000	2.8%
Blue Nile	\$1,580,250	3.8%
Darfur	\$17,416,000	42.1%
Eastern States	\$3,518,250	8.5%
Khartoum and Other Northern States	\$1,226,250	3.0%
National Programmes	\$4,000,000	9.7%
Northern Sudan	\$1,625,000	3.9%
Southern Kordofan	\$2,966,572	7.2%
Southern Sudan	\$7,857,000	19.0%
GRAND TOTAL	\$41,364,322	100.0%

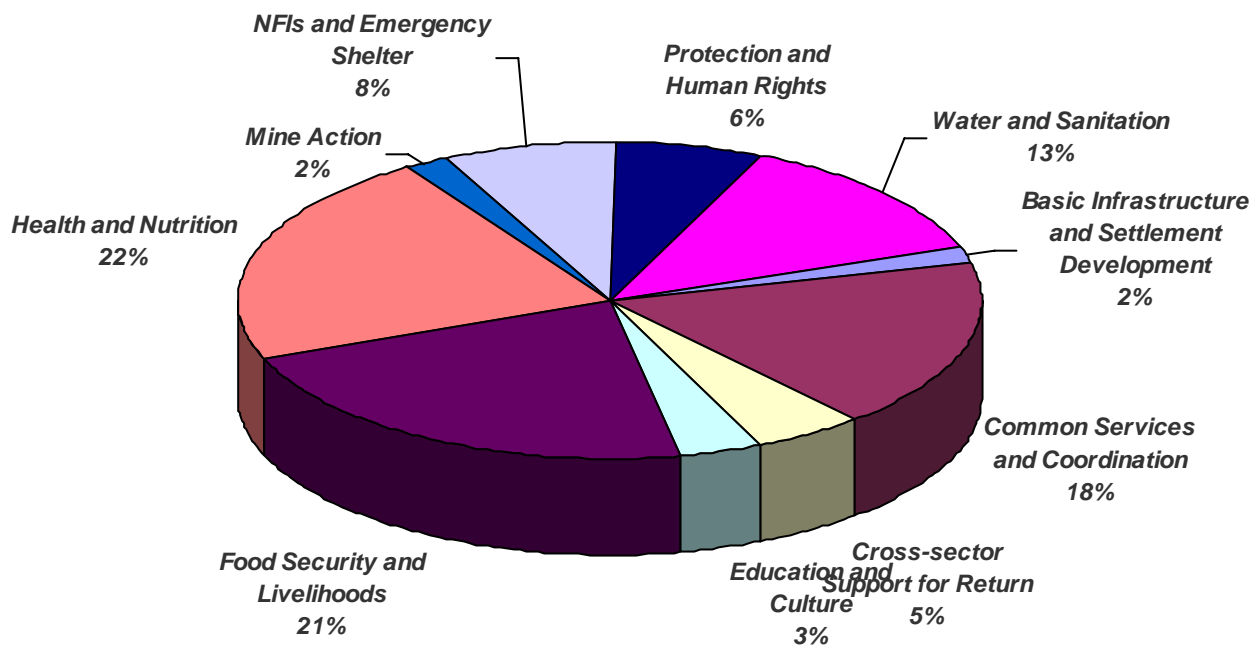


2008 Common Humanitarian Fund for Sudan - Sector Summary

Monday, August 11, 2008

2008 Second Allocation Round

Sector	Amount Allocated	Percent of Total
Basic Infrastructure and Settlement Development	\$679,000	1.6%
Common Services and Coordination	\$7,299,322	17.6%
Cross-sector Support for Return	\$1,919,550	4.6%
Education and Culture	\$1,442,218	3.5%
Food Security and Livelihoods	\$9,063,550	21.9%
Health and Nutrition	\$9,086,185	22.0%
Mine Action	\$800,000	1.9%
NFIs and Emergency Shelter	\$3,119,000	7.5%
Protection and Human Rights	\$2,660,000	6.4%
Water and Sanitation	\$5,295,497	12.8%
GRAND TOTAL	\$41,364,322	100.0%



2008 Common Humanitarian Fund for Sudan - Organisation Summary

Monday, August 11, 2008

2008 Second Allocation Round

Organisation	Amount Allocated	Percent of Total
United Nations	\$31,205,006	75.4%
FAO	\$3,838,550	9.3%
IOM	\$1,890,520	4.6%
OCHA	\$700,000	1.7%
RCSO	\$1,524,322	3.7%
UNEP	\$120,000	0.3%
UNFPA	\$460,000	1.1%
UNHCR	\$3,623,375	8.8%
UNICEF	\$7,484,045	18.1%
UNMAS	\$800,000	1.9%
WFP	\$8,300,000	20.1%
WFP (UNJLC)	\$458,000	1.1%
WHO	\$2,006,194	4.9%
National NGOs	\$290,000	0.7%
PANCARE	\$190,000	0.5%
SUDO	\$100,000	0.2%
International NGOs	\$9,869,316	23.9%
ACTED	\$436,500	1.1%
ADRA	\$450,000	1.1%
AHA	\$200,000	0.5%
ARC	\$1,039,484	2.5%
CAM	\$627,200	1.5%
CARE	\$550,000	1.3%
CCM	\$100,000	0.2%
Concern	\$367,500	0.9%
CRS	\$100,000	0.2%
DCV	\$250,000	0.6%
EM-DH	\$200,000	0.5%
FAR	\$150,000	0.4%
IAH	\$62,500	0.2%
IMC	\$270,000	0.7%
INTERSOS	\$70,000	0.2%
IRC	\$150,000	0.4%
Islamic RW	\$250,000	0.6%
Medair	\$270,000	0.7%
MERCY CORPS	\$75,000	0.2%
Merlin	\$183,602	0.4%
NRC	\$80,000	0.2%

OXFAM GB	\$500,000	1.2%
PAI	\$372,000	0.9%
Samaritan's Purse	\$175,000	0.4%
SC-Sweden	\$175,030	0.4%
SC-UK	\$648,000	1.6%
SC-US	\$425,000	1.0%
Solidarites	\$242,500	0.6%
Stromme Foundation	\$200,000	0.5%
TNM	\$200,000	0.5%
World Vision	\$1,050,000	2.5%
GRAND TOTAL	\$41,364,322	100.0%

2008 Common Humanitarian Fund for Sudan - Regional Sector Summary

Monday, August 11, 2008

2008 Second Allocation Round

Region and Sector	Amount Allocated	Percent of Total
Abyei	\$1,175,000	2.8%
Common Services and Coordination	\$75,000	6.4%
Education and Culture	\$200,000	17.0%
Food Security and Livelihoods	\$500,000	42.6%
Health and Nutrition	\$250,000	21.3%
NFIs and Emergency Shelter	\$150,000	12.8%
Blue Nile	\$1,580,250	3.8%
Food Security and Livelihoods	\$650,000	41.1%
Health and Nutrition	\$462,000	29.2%
NFIs and Emergency Shelter	\$18,250	1.2%
Water and Sanitation	\$450,000	28.5%
Darfur	\$17,416,000	42.1%
Common Services and Coordination	\$1,900,000	10.9%
Food Security and Livelihoods	\$6,100,000	35.0%
Health and Nutrition	\$3,950,000	22.7%
NFIs and Emergency Shelter	\$646,000	3.7%
Protection and Human Rights	\$1,870,000	10.7%
Water and Sanitation	\$2,950,000	16.9%
Eastern States	\$3,518,250	8.5%
Food Security and Livelihoods	\$775,000	22.0%
Health and Nutrition	\$625,000	17.8%
Mine Action	\$800,000	22.7%
NFIs and Emergency Shelter	\$393,250	11.2%
Protection and Human Rights	\$250,000	7.1%
Water and Sanitation	\$675,000	19.2%
Khartoum and Other Northern States	\$1,226,250	3.0%
Health and Nutrition	\$388,000	31.6%
NFIs and Emergency Shelter	\$18,250	1.5%
Protection and Human Rights	\$350,000	28.5%
Water and Sanitation	\$470,000	38.3%

National Programmes	\$4,000,000	9.7%
Common Services and Coordination	\$4,000,000	100.0%
Northern Sudan	\$1,625,000	3.9%
NFIs and Emergency Shelter	\$1,625,000	100.0%
Southern Kordofan	\$2,966,572	7.2%
Common Services and Coordination	\$548,322	18.5%
Education and Culture	\$150,000	5.1%
Food Security and Livelihoods	\$630,000	21.2%
Health and Nutrition	\$840,000	28.3%
NFIs and Emergency Shelter	\$18,250	0.6%
Protection and Human Rights	\$190,000	6.4%
Water and Sanitation	\$590,000	19.9%
Southern Sudan	\$7,857,000	19.0%
Basic Infrastructure and Settlement Development	\$679,000	8.6%
Common Services and Coordination	\$776,000	9.9%
Cross-sector Support for Return	\$1,919,550	24.4%
Education and Culture	\$1,092,218	13.9%
Food Security and Livelihoods	\$408,550	5.2%
Health and Nutrition	\$2,571,185	32.7%
NFIs and Emergency Shelter	\$250,000	3.2%
Water and Sanitation	\$160,497	2.0%
GRAND TOTAL	\$41,364,322	100.0%

2008 Common Humanitarian Fund for Sudan - Summary by Sector and Region

Monday, August 11, 2008

2008 Second Allocation Round

Sector and Region	Amount Allocated	Percent of Total
Basic Infrastructure and Settlement Development	\$679,000	1.6%
Southern Sudan	\$679,000	100.0%
Common Services and Coordination	\$7,299,322	17.6%
Abyei	\$75,000	1.0%
Darfur	\$1,900,000	26.0%
National Programmes	\$4,000,000	54.8%
Southern Kordofan	\$548,322	7.5%
Southern Sudan	\$776,000	10.6%
Cross-sector Support for Return	\$1,919,550	4.6%
Southern Sudan	\$1,919,550	100.0%
Education and Culture	\$1,442,218	3.5%
Abyei	\$200,000	13.9%
Southern Kordofan	\$150,000	10.4%
Southern Sudan	\$1,092,218	75.7%
Food Security and Livelihoods	\$9,063,550	21.9%
Abyei	\$500,000	5.5%
Blue Nile	\$650,000	7.2%
Darfur	\$6,100,000	67.3%
Eastern States	\$775,000	8.6%
Southern Kordofan	\$630,000	7.0%
Southern Sudan	\$408,550	4.5%
Health and Nutrition	\$9,086,185	22.0%
Abyei	\$250,000	2.8%
Blue Nile	\$462,000	5.1%
Darfur	\$3,950,000	43.5%
Eastern States	\$625,000	6.9%
Khartoum and Other Northern States	\$388,000	4.3%
Southern Kordofan	\$840,000	9.2%
Southern Sudan	\$2,571,185	28.3%

Mine Action	\$800,000	1.9%
Eastern States	\$800,000	100.0%
NFIs and Emergency Shelter	\$3,119,000	7.5%
Abyei	\$150,000	4.8%
Blue Nile	\$18,250	0.6%
Darfur	\$646,000	20.7%
Eastern States	\$393,250	12.6%
Khartoum and Other Northern States	\$18,250	0.6%
Northern Sudan	\$1,625,000	52.1%
Southern Kordofan	\$18,250	0.6%
Southern Sudan	\$250,000	8.0%
Protection and Human Rights	\$2,660,000	6.4%
Darfur	\$1,870,000	70.3%
Eastern States	\$250,000	9.4%
Khartoum and Other Northern States	\$350,000	13.2%
Southern Kordofan	\$190,000	7.1%
Water and Sanitation	\$5,295,497	12.8%
Blue Nile	\$450,000	8.5%
Darfur	\$2,950,000	55.7%
Eastern States	\$675,000	12.7%
Khartoum and Other Northern States	\$470,000	8.9%
Southern Kordofan	\$590,000	11.1%
Southern Sudan	\$160,497	3.0%
GRAND TOTAL	\$41,364,322	100.0%

2008 Common Humanitarian Fund for Sudan - Organisation by Region

Monday, August 11, 2008

2008 Second Allocation Round

Region and Organisation	Amount Allocated	Percent of Total
Abyei	\$1,175,000	2.8%
United Nations	\$1,090,000	92.8%
UNICEF	\$440,000	37.4%
WFP	\$500,000	42.6%
WHO	\$150,000	12.8%
International NGOs	\$85,000	7.2%
MERCY CORPS	\$75,000	6.4%
SC-US	\$10,000	0.9%
Blue Nile	\$1,580,250	3.8%
United Nations	\$1,180,250	74.7%
FAO	\$350,000	22.1%
UNICEF	\$550,000	34.8%
WFP	\$100,000	6.3%
WFP (UNJLC)	\$18,250	1.2%
WHO	\$162,000	10.3%
International NGOs	\$400,000	25.3%
ADRA	\$200,000	12.7%
World Vision	\$200,000	12.7%
Darfur	\$17,416,000	42.1%
United Nations	\$12,425,184	71.3%
FAO	\$2,925,000	16.8%
IOM	\$494,970	2.8%
OCHA	\$700,000	4.0%
RCSO	\$200,000	1.1%
UNEP	\$120,000	0.7%
UNFPA	\$425,000	2.4%
UNHCR	\$1,700,000	9.8%
UNICEF	\$1,425,000	8.2%
WFP	\$3,175,000	18.2%
WFP (UNJLC)	\$310,000	1.8%
WHO	\$950,214	5.5%
International NGOs	\$4,990,816	28.7%
ADRA	\$250,000	1.4%
AHA	\$200,000	1.1%
ARC	\$796,984	4.6%

CAM	\$627,200	3.6%
CARE	\$250,000	1.4%
Concern	\$183,500	1.1%
EM-DH	\$200,000	1.1%
IAH	\$62,500	0.4%
IMC	\$270,000	1.6%
INTERSOS	\$70,000	0.4%
Merlin	\$183,602	1.1%
OXFAM GB	\$500,000	2.9%
PAI	\$372,000	2.1%
SC-Sweden	\$175,030	1.0%
TNM	\$200,000	1.1%
World Vision	\$650,000	3.7%

Eastern States	\$3,518,250	8.5%
-----------------------	--------------------	-------------

United Nations	\$3,003,250	85.4%
-----------------------	--------------------	--------------

FAO	\$275,000	7.8%
UNHCR	\$1,144,375	32.5%
UNICEF	\$215,625	6.1%
UNMAS	\$800,000	22.7%
WFP	\$325,000	9.2%
WFP (UNJLC)	\$93,250	2.7%
WHO	\$150,000	4.3%

International NGOs	\$515,000	14.6%
---------------------------	------------------	--------------

IRC	\$150,000	4.3%
Samaritan's Purse	\$175,000	5.0%
SC-UK	\$190,000	5.4%

Khartoum and Other Northern States	\$1,226,250	3.0%
---	--------------------	-------------

United Nations	\$776,250	63.3%
-----------------------	------------------	--------------

IOM	\$155,000	12.6%
UNHCR	\$100,000	8.2%
UNICEF	\$433,000	35.3%
WFP (UNJLC)	\$18,250	1.5%
WHO	\$70,000	5.7%

National NGOs	\$100,000	8.2%
----------------------	------------------	-------------

SUDO	\$100,000	8.2%
------	-----------	------

International NGOs	\$350,000	28.5%
---------------------------	------------------	--------------

CRS	\$100,000	8.2%
Islamic RW	\$100,000	8.2%
NRC	\$80,000	6.5%
SC-UK	\$70,000	5.7%

National Programmes	\$4,000,000	9.7%
United Nations	\$4,000,000	100.0%
WFP	\$4,000,000	100.0%
<hr/>		
Northern Sudan	\$1,625,000	3.9%
United Nations	\$1,625,000	100.0%
UNICEF	\$1,625,000	100.0%
<hr/>		
Southern Kordofan	\$2,966,572	7.2%
United Nations	\$1,691,572	57.0%
FAO	\$80,000	2.7%
RCSO	\$548,322	18.5%
UNFPA	\$35,000	1.2%
UNICEF	\$610,000	20.6%
WFP	\$200,000	6.7%
WFP (UNJLC)	\$18,250	0.6%
WHO	\$200,000	6.7%
National NGOs	\$190,000	6.4%
PANCARE	\$190,000	6.4%
International NGOs	\$1,085,000	36.6%
CARE	\$300,000	10.1%
FAR	\$150,000	5.1%
Islamic RW	\$150,000	5.1%
Medair	\$70,000	2.4%
SC-US	\$415,000	14.0%
<hr/>		
Southern Sudan	\$7,857,000	19.0%
United Nations	\$5,413,500	68.9%
FAO	\$208,550	2.7%
IOM	\$1,240,550	15.8%
RCSO	\$776,000	9.9%
UNHCR	\$679,000	8.6%
UNICEF	\$2,185,420	27.8%
WHO	\$323,980	4.1%
International NGOs	\$2,443,500	31.1%
ACTED	\$436,500	5.6%
ARC	\$242,500	3.1%
CCM	\$100,000	1.3%
Concern	\$184,000	2.3%
DCV	\$250,000	3.2%
Medair	\$200,000	2.5%

SC-UK	\$388,000	4.9%
Solidarites	\$242,500	3.1%
Stromme Foundation	\$200,000	2.5%
World Vision	\$200,000	2.5%

GRAND TOTAL	\$41,364,322	100.0%
--------------------	---------------------	---------------

2008 Common Humanitarian Fund for Sudan - Summary by Sector and Organisation

Monday, August 11, 2008

2008 Second Allocation Round

Sector and Organisation	Amount Allocated	Percent of Total
Basic Infrastructure and Settlement Development	\$679,000	1.6%
International NGOs	\$679,000	100.0%
ACTED	\$436,500	64.3%
Solidarites	\$242,500	35.7%
Common Services and Coordination	\$7,299,322	17.6%
United Nations	\$7,224,322	99.0%
OCHA	\$700,000	9.6%
RCSO	\$1,524,322	20.9%
UNEP	\$120,000	1.6%
UNHCR	\$700,000	9.6%
WFP	\$4,000,000	54.8%
WFP (UNJLC)	\$180,000	2.5%
International NGOs	\$75,000	1.0%
MERCY CORPS	\$75,000	1.0%
Cross-sector Support for Return	\$1,919,550	4.6%
United Nations	\$1,919,550	100.0%
IOM	\$1,240,550	64.6%
UNHCR	\$679,000	35.4%
Education and Culture	\$1,442,218	3.5%
United Nations	\$854,218	59.2%
UNICEF	\$854,218	59.2%
International NGOs	\$588,000	40.8%
SC-UK	\$388,000	26.9%
Stromme Foundation	\$200,000	13.9%
Food Security and Livelihoods	\$9,063,550	21.9%
United Nations	\$8,063,550	89.0%
FAO	\$3,838,550	42.4%
UNHCR	\$175,000	1.9%
WFP	\$4,050,000	44.7%
International NGOs	\$1,000,000	11.0%
ADRA	\$200,000	2.2%
CARE	\$450,000	5.0%

FAR	\$150,000	1.7%
World Vision	\$200,000	2.2%
Health and Nutrition	\$9,086,185	22.0%
United Nations	\$5,519,899	60.8%
IOM	\$155,000	1.7%
UNFPA	\$225,000	2.5%
UNHCR	\$200,000	2.2%
UNICEF	\$2,933,705	32.3%
WFP	\$250,000	2.8%
WHO	\$1,756,194	19.3%
National NGOs	\$190,000	2.1%
PANCARE	\$190,000	2.1%
International NGOs	\$3,376,286	37.2%
AHA	\$200,000	2.2%
ARC	\$689,484	7.6%
CAM	\$427,200	4.7%
CCM	\$100,000	1.1%
Concern	\$184,000	2.0%
IMC	\$145,000	1.6%
Medair	\$200,000	2.2%
Merlin	\$183,602	2.0%
PAI	\$372,000	4.1%
Samaritan's Purse	\$175,000	1.9%
SC-UK	\$100,000	1.1%
SC-US	\$300,000	3.3%
World Vision	\$300,000	3.3%
Mine Action	\$800,000	1.9%
United Nations	\$800,000	100.0%
UNMAS	\$800,000	100.0%
NFIs and Emergency Shelter	\$3,119,000	7.5%
United Nations	\$2,543,000	81.5%
UNHCR	\$500,000	16.0%
UNICEF	\$1,765,000	56.6%
WFP (UNJLC)	\$278,000	8.9%
International NGOs	\$576,000	18.5%
Concern	\$183,500	5.9%
DCV	\$250,000	8.0%
IAH	\$62,500	2.0%

INTERSOS	\$70,000	2.2%
SC-US	\$10,000	0.3%
<hr/>		
Protection and Human Rights	\$2,660,000	6.4%
United Nations	\$1,929,970	72.6%
IOM	\$494,970	18.6%
UNFPA	\$235,000	8.8%
UNHCR	\$1,060,000	39.8%
UNICEF	\$140,000	5.3%
International NGOs	\$730,030	27.4%
EM-DH	\$200,000	7.5%
NRC	\$80,000	3.0%
SC-Sweden	\$175,030	6.6%
SC-UK	\$160,000	6.0%
SC-US	\$115,000	4.3%
<hr/>		
Water and Sanitation	\$5,295,497	12.8%
United Nations	\$2,350,497	44.4%
UNHCR	\$309,375	5.8%
UNICEF	\$1,791,122	33.8%
WHO	\$250,000	4.7%
National NGOs	\$100,000	1.9%
SUDO	\$100,000	1.9%
International NGOs	\$2,845,000	53.7%
ADRA	\$250,000	4.7%
ARC	\$350,000	6.6%
CAM	\$200,000	3.8%
CARE	\$100,000	1.9%
CRS	\$100,000	1.9%
IMC	\$125,000	2.4%
IRC	\$150,000	2.8%
Islamic RW	\$250,000	4.7%
Medair	\$70,000	1.3%
OXFAM GB	\$500,000	9.4%
TNM	\$200,000	3.8%
World Vision	\$550,000	10.4%
<hr/>		
GRAND TOTAL	\$41,364,322	100.0%

2008 Common Humanitarian Fund for Sudan - Summary by Region, Sector and Organisation

Monday, August 11, 2008

2008 Second Allocation Round

Region, Sector and Organisation	<i>Abyei</i>	Amount Allocated	Percent of Total
Abyei		\$1,175,000	2.8%
Common Services and Coordination		\$75,000	6.4%
International NGOs		\$75,000	6.4%
MERCY CORPS		\$75,000	6.4%
Education and Culture		\$200,000	17.0%
United Nations		\$200,000	17.0%
UNICEF		\$200,000	17.0%
Food Security and Livelihoods		\$500,000	42.6%
United Nations		\$500,000	42.6%
WFP		\$500,000	42.6%
Health and Nutrition		\$250,000	21.3%
United Nations		\$250,000	21.3%
UNICEF		\$100,000	8.5%
WHO		\$150,000	12.8%
NFIs and Emergency Shelter		\$150,000	12.8%
United Nations		\$140,000	11.9%
UNICEF		\$140,000	11.9%
International NGOs		\$10,000	0.9%
SC-US		\$10,000	0.9%
Blue Nile		\$1,580,250	3.8%
Food Security and Livelihoods		\$650,000	41.1%
United Nations		\$450,000	28.5%
FAO		\$350,000	22.1%
WFP		\$100,000	6.3%
International NGOs		\$200,000	12.7%
ADRA		\$200,000	12.7%
Health and Nutrition		\$462,000	29.2%
United Nations		\$462,000	29.2%
UNICEF		\$300,000	19.0%
WHO		\$162,000	10.3%

NFIs and Emergency Shelter	\$18,250	1.2%
United Nations	\$18,250	1.2%
WFP (UNJLC)	\$18,250	1.2%
Water and Sanitation	\$450,000	28.5%
United Nations	\$250,000	15.8%
UNICEF	\$250,000	15.8%
International NGOs	\$200,000	12.7%
World Vision	\$200,000	12.7%

Darfur	\$17,416,000	42.1%
Common Services and Coordination	\$1,900,000	10.9%
United Nations	\$1,900,000	10.9%
OCHA	\$700,000	4.0%
RCSO	\$200,000	1.1%
UNEP	\$120,000	0.7%
UNHCR	\$700,000	4.0%
WFP (UNJLC)	\$180,000	1.0%
Food Security and Livelihoods	\$6,100,000	35.0%
United Nations	\$5,850,000	33.6%
FAO	\$2,925,000	16.8%
WFP	\$2,925,000	16.8%
International NGOs	\$250,000	1.4%
CARE	\$250,000	1.4%
Health and Nutrition	\$3,950,000	22.7%
United Nations	\$1,875,214	10.8%
UNFPA	\$225,000	1.3%
UNICEF	\$700,000	4.0%
WFP	\$250,000	1.4%
WHO	\$700,214	4.0%
International NGOs	\$2,074,786	11.9%
AHA	\$200,000	1.1%
ARC	\$446,984	2.6%
CAM	\$427,200	2.5%
IMC	\$145,000	0.8%
Merlin	\$183,602	1.1%
PAI	\$372,000	2.1%
World Vision	\$300,000	1.7%

NFIs and Emergency Shelter	\$646,000	3.7%
United Nations	\$330,000	1.9%
UNHCR	\$200,000	1.1%
WFP (UNJLC)	\$130,000	0.7%
International NGOs	\$316,000	1.8%
Concern	\$183,500	1.1%
IAH	\$62,500	0.4%
INTERSOS	\$70,000	0.4%
Protection and Human Rights	\$1,870,000	10.7%
United Nations	\$1,494,970	8.6%
IOM	\$494,970	2.8%
UNFPA	\$200,000	1.1%
UNHCR	\$800,000	4.6%
International NGOs	\$375,030	2.2%
EM-DH	\$200,000	1.1%
SC-Sweden	\$175,030	1.0%
Water and Sanitation	\$2,950,000	16.9%
United Nations	\$975,000	5.6%
UNICEF	\$725,000	4.2%
WHO	\$250,000	1.4%
International NGOs	\$1,975,000	11.3%
ADRA	\$250,000	1.4%
ARC	\$350,000	2.0%
CAM	\$200,000	1.1%
IMC	\$125,000	0.7%
OXFAM GB	\$500,000	2.9%
TNM	\$200,000	1.1%
World Vision	\$350,000	2.0%
Eastern States	\$3,518,250	8.5%
Food Security and Livelihoods	\$775,000	22.0%
United Nations	\$775,000	22.0%
FAO	\$275,000	7.8%
UNHCR	\$175,000	5.0%
WFP	\$325,000	9.2%
Health and Nutrition	\$625,000	17.8%
United Nations	\$350,000	9.9%
UNHCR	\$200,000	5.7%
WHO	\$150,000	4.3%

International NGOs	\$275,000	7.8%
Samaritan's Purse	\$175,000	5.0%
SC-UK	\$100,000	2.8%
Mine Action	\$800,000	22.7%
United Nations	\$800,000	22.7%
UNMAS	\$800,000	22.7%
NFIs and Emergency Shelter	\$393,250	11.2%
United Nations	\$393,250	11.2%
UNHCR	\$300,000	8.5%
WFP (UNJLC)	\$93,250	2.7%
Protection and Human Rights	\$250,000	7.1%
United Nations	\$160,000	4.5%
UNHCR	\$160,000	4.5%
International NGOs	\$90,000	2.6%
SC-UK	\$90,000	2.6%
Water and Sanitation	\$675,000	19.2%
United Nations	\$525,000	14.9%
UNHCR	\$309,375	8.8%
UNICEF	\$215,625	6.1%
International NGOs	\$150,000	4.3%
IRC	\$150,000	4.3%
<hr/>		
Khartoum and Other Northern States	\$1,226,250	3.0%
Health and Nutrition	\$388,000	31.6%
United Nations	\$388,000	31.6%
IOM	\$155,000	12.6%
UNICEF	\$163,000	13.3%
WHO	\$70,000	5.7%
NFIs and Emergency Shelter	\$18,250	1.5%
United Nations	\$18,250	1.5%
WFP (UNJLC)	\$18,250	1.5%
Protection and Human Rights	\$350,000	28.5%
United Nations	\$200,000	16.3%
UNHCR	\$100,000	8.2%
UNICEF	\$100,000	8.2%
International NGOs	\$150,000	12.2%
NRC	\$80,000	6.5%
SC-UK	\$70,000	5.7%

Water and Sanitation	\$470,000	38.3%
United Nations	\$170,000	13.9%
UNICEF	\$170,000	13.9%
National NGOs	\$100,000	8.2%
SUDO	\$100,000	8.2%
International NGOs	\$200,000	16.3%
CRS	\$100,000	8.2%
Islamic RW	\$100,000	8.2%

National Programmes	\$4,000,000	9.7%
Common Services and Coordination	\$4,000,000	100.0%
United Nations	\$4,000,000	100.0%
WFP	\$4,000,000	100.0%

Northern Sudan	\$1,625,000	3.9%
NFIs and Emergency Shelter	\$1,625,000	100.0%
United Nations	\$1,625,000	100.0%
UNICEF	\$1,625,000	100.0%

Southern Kordofan	\$2,966,572	7.2%
Common Services and Coordination	\$548,322	18.5%
United Nations	\$548,322	18.5%
RCSO	\$548,322	18.5%

Education and Culture	\$150,000	5.1%
United Nations	\$150,000	5.1%
UNICEF	\$150,000	5.1%

Food Security and Livelihoods	\$630,000	21.2%
United Nations	\$280,000	9.4%
FAO	\$80,000	2.7%
WFP	\$200,000	6.7%
International NGOs	\$350,000	11.8%
CARE	\$200,000	6.7%
FAR	\$150,000	5.1%

Health and Nutrition	\$840,000	28.3%
United Nations	\$350,000	11.8%
UNICEF	\$150,000	5.1%

WHO	\$200,000	6.7%
National NGOs	\$190,000	6.4%
PANCARE	\$190,000	6.4%
International NGOs	\$300,000	10.1%
SC-US	\$300,000	10.1%
NFIs and Emergency Shelter	\$18,250	0.6%
United Nations	\$18,250	0.6%
WFP (UNJLC)	\$18,250	0.6%
Protection and Human Rights	\$190,000	6.4%
United Nations	\$75,000	2.5%
UNFPA	\$35,000	1.2%
UNICEF	\$40,000	1.3%
International NGOs	\$115,000	3.9%
SC-US	\$115,000	3.9%
Water and Sanitation	\$590,000	19.9%
United Nations	\$270,000	9.1%
UNICEF	\$270,000	9.1%
International NGOs	\$320,000	10.8%
CARE	\$100,000	3.4%
Islamic RW	\$150,000	5.1%
Medair	\$70,000	2.4%
Southern Sudan	\$7,857,000	19.0%
Basic Infrastructure and Settlement Development	\$679,000	8.6%
International NGOs	\$679,000	8.6%
ACTED	\$436,500	5.6%
Solidarites	\$242,500	3.1%
Common Services and Coordination	\$776,000	9.9%
United Nations	\$776,000	9.9%
RCSO	\$776,000	9.9%
Cross-sector Support for Return	\$1,919,550	24.4%
United Nations	\$1,919,550	24.4%
IOM	\$1,240,550	15.8%
UNHCR	\$679,000	8.6%
Education and Culture	\$1,092,218	13.9%
United Nations	\$504,218	6.4%
UNICEF	\$504,218	6.4%

International NGOs	\$588,000	7.5%
SC-UK	\$388,000	4.9%
Stromme Foundation	\$200,000	2.5%
Food Security and Livelihoods	\$408,550	5.2%
United Nations	\$208,550	2.7%
FAO	\$208,550	2.7%
International NGOs	\$200,000	2.5%
World Vision	\$200,000	2.5%
Health and Nutrition	\$2,571,185	32.7%
United Nations	\$1,844,685	23.5%
UNICEF	\$1,520,705	19.4%
WHO	\$323,980	4.1%
International NGOs	\$726,500	9.2%
ARC	\$242,500	3.1%
CCM	\$100,000	1.3%
Concern	\$184,000	2.3%
Medair	\$200,000	2.5%
NFIs and Emergency Shelter	\$250,000	3.2%
International NGOs	\$250,000	3.2%
DCV	\$250,000	3.2%
Water and Sanitation	\$160,497	2.0%
United Nations	\$160,497	2.0%
UNICEF	\$160,497	2.0%
GRAND TOTAL	\$41,364,322	100.0%

2008 Common Humanitarian Fund for Sudan - Summary by Sector, Region and Organisation

Monday, August 11, 2008

2008 Second Allocation Round

Basic Infrastructure and Settlement Development	\$679,000	1.6%
Southern Sudan	\$679,000	100.0%
International NGOs	\$679,000	100.0%
ACTED	\$436,500	64.3%
Solidarites	\$242,500	35.7%
Common Services and Coordination	\$7,299,322	17.6%
Abyei	\$75,000	100.0%
International NGOs	\$75,000	100.0%
MERCY CORPS	\$75,000	100.0%
Darfur	\$1,900,000	100.0%
United Nations	\$1,900,000	100.0%
OCHA	\$700,000	36.8%
RCSO	\$200,000	10.5%
UNEP	\$120,000	6.3%
UNHCR	\$700,000	36.8%
WFP (UNJLC)	\$180,000	9.5%
National Programmes	\$4,000,000	100.0%
United Nations	\$4,000,000	100.0%
WFP	\$4,000,000	100.0%
Southern Kordofan	\$548,322	100.0%
United Nations	\$548,322	100.0%
RCSO	\$548,322	100.0%
Southern Sudan	\$776,000	100.0%
United Nations	\$776,000	100.0%
RCSO	\$776,000	100.0%

Cross-sector Support for Return	\$1,919,550	4.6%
Southern Sudan	\$1,919,550	100.0%
United Nations	\$1,919,550	100.0%
IOM	\$1,240,550	64.6%
UNHCR	\$679,000	35.4%
Education and Culture	\$1,442,218	3.5%
Abyei	\$200,000	100.0%
United Nations	\$200,000	100.0%
UNICEF	\$200,000	100.0%
Southern Kordofan	\$150,000	100.0%
United Nations	\$150,000	100.0%
UNICEF	\$150,000	100.0%
Southern Sudan	\$1,092,218	100.0%
United Nations	\$504,218	46.2%
UNICEF	\$504,218	46.2%
International NGOs	\$588,000	53.8%
SC-UK	\$388,000	35.5%
Stromme Foundation	\$200,000	18.3%
Food Security and Livelihoods	\$9,063,550	21.9%
Abyei	\$500,000	100.0%
United Nations	\$500,000	100.0%
WFP	\$500,000	100.0%
Blue Nile	\$650,000	100.0%
United Nations	\$450,000	69.2%
FAO	\$350,000	53.8%
WFP	\$100,000	15.4%
International NGOs	\$200,000	30.8%
ADRA	\$200,000	30.8%

Darfur	\$6,100,000	100.0%
United Nations	\$5,850,000	95.9%
FAO	\$2,925,000	48.0%
WFP	\$2,925,000	48.0%
International NGOs	\$250,000	4.1%
CARE	\$250,000	4.1%
<hr/>		
Eastern States	\$775,000	100.0%
United Nations	\$775,000	100.0%
FAO	\$275,000	35.5%
UNHCR	\$175,000	22.6%
WFP	\$325,000	41.9%
<hr/>		
Southern Kordofan	\$630,000	100.0%
United Nations	\$280,000	44.4%
FAO	\$80,000	12.7%
WFP	\$200,000	31.7%
International NGOs	\$350,000	55.6%
CARE	\$200,000	31.7%
FAR	\$150,000	23.8%
<hr/>		
Southern Sudan	\$408,550	100.0%
United Nations	\$208,550	51.0%
FAO	\$208,550	51.0%
International NGOs	\$200,000	49.0%
World Vision	\$200,000	49.0%
<hr/>		
Health and Nutrition	\$9,086,185	22.0%
<hr/>		
Abyei	\$250,000	100.0%
United Nations	\$250,000	100.0%
UNICEF	\$100,000	40.0%
WHO	\$150,000	60.0%
<hr/>		
Blue Nile	\$462,000	100.0%
United Nations	\$462,000	100.0%
UNICEF	\$300,000	64.9%

WHO	\$162,000	35.1%
-----	-----------	-------

Darfur	\$3,950,000	100.0%
United Nations	\$1,875,214	47.5%
UNFPA	\$225,000	5.7%
UNICEF	\$700,000	17.7%
WFP	\$250,000	6.3%
WHO	\$700,214	17.7%
International NGOs	\$2,074,786	52.5%
AHA	\$200,000	5.1%
ARC	\$446,984	11.3%
CAM	\$427,200	10.8%
IMC	\$145,000	3.7%
Merlin	\$183,602	4.6%
PAI	\$372,000	9.4%
World Vision	\$300,000	7.6%

Eastern States	\$625,000	100.0%
United Nations	\$350,000	56.0%
UNHCR	\$200,000	32.0%
WHO	\$150,000	24.0%
International NGOs	\$275,000	44.0%
Samaritan's Purse	\$175,000	28.0%
SC-UK	\$100,000	16.0%

Khartoum and Other Northern States	\$388,000	100.0%
United Nations	\$388,000	100.0%
IOM	\$155,000	39.9%
UNICEF	\$163,000	42.0%
WHO	\$70,000	18.0%

Southern Kordofan	\$840,000	100.0%
United Nations	\$350,000	41.7%
UNICEF	\$150,000	17.9%
WHO	\$200,000	23.8%
National NGOs	\$190,000	22.6%
PANCARE	\$190,000	22.6%
International NGOs	\$300,000	35.7%

SC-US	\$300,000	35.7%
<hr/>		
Southern Sudan	\$2,571,185	100.0%
United Nations	\$1,844,685	71.7%
UNICEF	\$1,520,705	59.1%
WHO	\$323,980	12.6%
International NGOs	\$726,500	28.3%
ARC	\$242,500	9.4%
CCM	\$100,000	3.9%
Concern	\$184,000	7.2%
Medair	\$200,000	7.8%
<hr/>		
Mine Action	\$800,000	1.9%
<hr/>		
Eastern States	\$800,000	100.0%
United Nations	\$800,000	100.0%
UNMAS	\$800,000	100.0%
<hr/>		
NFIs and Emergency Shelter	\$3,119,000	7.5%
<hr/>		
Abyei	\$150,000	100.0%
United Nations	\$140,000	93.3%
UNICEF	\$140,000	93.3%
International NGOs	\$10,000	6.7%
SC-US	\$10,000	6.7%
<hr/>		
Blue Nile	\$18,250	100.0%
United Nations	\$18,250	100.0%
WFP (UNJLC)	\$18,250	100.0%
<hr/>		
Darfur	\$646,000	100.0%
United Nations	\$330,000	51.1%
UNHCR	\$200,000	31.0%
WFP (UNJLC)	\$130,000	20.1%
International NGOs	\$316,000	48.9%
Concern	\$183,500	28.4%
IAH	\$62,500	9.7%

INTERSOS	\$70,000	10.8%
Eastern States	\$393,250	100.0%
United Nations	\$393,250	100.0%
UNHCR	\$300,000	76.3%
WFP (UNJLC)	\$93,250	23.7%
Khartoum and Other Northern States	\$18,250	100.0%
United Nations	\$18,250	100.0%
WFP (UNJLC)	\$18,250	100.0%
Northern Sudan	\$1,625,000	100.0%
United Nations	\$1,625,000	100.0%
UNICEF	\$1,625,000	100.0%
Southern Kordofan	\$18,250	100.0%
United Nations	\$18,250	100.0%
WFP (UNJLC)	\$18,250	100.0%
Southern Sudan	\$250,000	100.0%
International NGOs	\$250,000	100.0%
DCV	\$250,000	100.0%
Protection and Human Rights	\$2,660,000	6.4%
Darfur	\$1,870,000	100.0%
United Nations	\$1,494,970	79.9%
IOM	\$494,970	26.5%
UNFPA	\$200,000	10.7%
UNHCR	\$800,000	42.8%
International NGOs	\$375,030	20.1%
EM-DH	\$200,000	10.7%
SC-Sweden	\$175,030	9.4%

Eastern States	\$250,000	100.0%
United Nations	\$160,000	64.0%
UNHCR	\$160,000	64.0%
International NGOs	\$90,000	36.0%
SC-UK	\$90,000	36.0%
<hr/>		
Khartoum and Other Northern States	\$350,000	100.0%
United Nations	\$200,000	57.1%
UNHCR	\$100,000	28.6%
UNICEF	\$100,000	28.6%
International NGOs	\$150,000	42.9%
NRC	\$80,000	22.9%
SC-UK	\$70,000	20.0%
<hr/>		
Southern Kordofan	\$190,000	100.0%
United Nations	\$75,000	39.5%
UNFPA	\$35,000	18.4%
UNICEF	\$40,000	21.1%
International NGOs	\$115,000	60.5%
SC-US	\$115,000	60.5%
<hr/>		
Water and Sanitation	\$5,295,497	12.8%
<hr/>		
Blue Nile	\$450,000	100.0%
United Nations	\$250,000	55.6%
UNICEF	\$250,000	55.6%
International NGOs	\$200,000	44.4%
World Vision	\$200,000	44.4%
<hr/>		
Darfur	\$2,950,000	100.0%
United Nations	\$975,000	33.1%
UNICEF	\$725,000	24.6%
WHO	\$250,000	8.5%
International NGOs	\$1,975,000	66.9%
ADRA	\$250,000	8.5%
ARC	\$350,000	11.9%
CAM	\$200,000	6.8%
IMC	\$125,000	4.2%

OXFAM GB	\$500,000	16.9%
TNM	\$200,000	6.8%
World Vision	\$350,000	11.9%

Eastern States	\$675,000	100.0%
United Nations	\$525,000	77.8%
UNHCR	\$309,375	45.8%
UNICEF	\$215,625	31.9%
International NGOs	\$150,000	22.2%
IRC	\$150,000	22.2%

Khartoum and Other Northern States	\$470,000	100.0%
United Nations	\$170,000	36.2%
UNICEF	\$170,000	36.2%
National NGOs	\$100,000	21.3%
SUDO	\$100,000	21.3%
International NGOs	\$200,000	42.6%
CRS	\$100,000	21.3%
Islamic RW	\$100,000	21.3%

Southern Kordofan	\$590,000	100.0%
United Nations	\$270,000	45.8%
UNICEF	\$270,000	45.8%
International NGOs	\$320,000	54.2%
CARE	\$100,000	16.9%
Islamic RW	\$150,000	25.4%
Medair	\$70,000	11.9%

Southern Sudan	\$160,497	100.0%
United Nations	\$160,497	100.0%
UNICEF	\$160,497	100.0%

GRAND TOTAL	\$41,364,322	100.0%
--------------------	---------------------	---------------