

CHF 2008

2008 Common Humanitarian Fund for Sudan

CHF Allocation Statistics

2008 Second Allocation Round

Monday, August 11, 2008

TOTAL CHF ALLOCATION:	\$41,364,322
NUMBER OF ALLOCATIONS:	135

Average Allocation Size:	\$306,402
Maximum Allocation Size:	\$4,000,000
Minimum Allocation Size:	\$10,000

For further information on the Common Humanitarian Fund for Sudan please visit

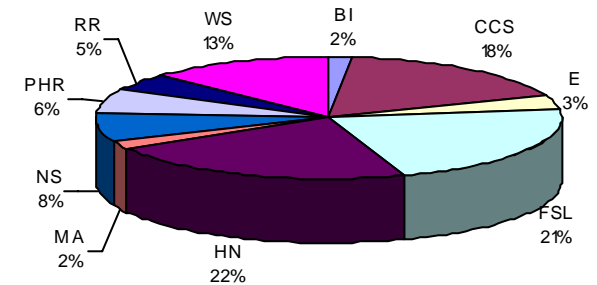
www.unsudanig.org/workplan/chf

GLOBAL STATISTICS

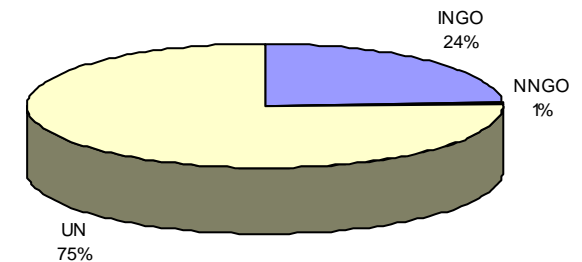
Planning Region	Allocations	Amount	% of Total	Average	Min	Max
Abyei	7	\$1,175,000	2.8%	\$167,857	\$10,000	\$500,000
Blue Nile	10	\$1,580,250	3.8%	\$158,025	\$18,250	\$350,000
Darfur	40	\$17,416,000	42.1%	\$435,400	\$62,500	\$2,925,000
Eastern States	19	\$3,518,250	8.5%	\$185,171	\$18,250	\$800,000
Khartoum and Other Northern States	14	\$1,226,250	3.0%	\$87,589	\$18,250	\$155,000
National Programmes	1	\$4,000,000	9.7%	\$4,000,000	\$4,000,000	\$4,000,000
Northern Sudan	1	\$1,625,000	3.9%	\$1,625,000	\$1,625,000	\$1,625,000
Southern Kordofan	20	\$2,966,572	7.2%	\$148,329	\$18,250	\$548,322
Southern Sudan	23	\$7,857,000	19.0%	\$341,609	\$81,800	\$1,438,905
TOTAL for all Regions	135	\$41,364,322	100.0%	\$306,402	\$10,000	\$4,000,000



Sector	Allocations	Amount	% of Total	Average	Min	Max
Basic Infrastructure and Settlement Development (BI)	2	\$679,000	1.6%	\$339,500	\$242,500	\$436,500
Common Services and Coordination (CCS)	10	\$7,299,322	17.6%	\$729,932	\$75,000	\$4,000,000
Cross-sector Support for Return (RR)	4	\$1,919,550	4.6%	\$479,888	\$200,000	\$679,000
Education and Culture (E)	6	\$1,442,218	3.5%	\$240,370	\$150,000	\$388,000
Food Security and Livelihoods (FSL)	18	\$9,063,550	21.9%	\$503,531	\$50,000	\$2,925,000
Health and Nutrition (HN)	38	\$9,086,185	22.0%	\$239,110	\$50,000	\$1,438,905
Mine Action (MA)	1	\$800,000	1.9%	\$800,000	\$800,000	\$800,000
NFIs and Emergency Shelter (NS)	15	\$3,119,000	7.5%	\$207,933	\$10,000	\$1,625,000
Protection and Human Rights (PHR)	14	\$2,660,000	6.4%	\$190,000	\$35,000	\$800,000
Water and Sanitation (WS)	27	\$5,295,497	12.8%	\$196,130	\$30,000	\$725,000
Total for all Sectors	135	\$41,364,322	100.0%	\$306,402	\$10,000	\$4,000,000

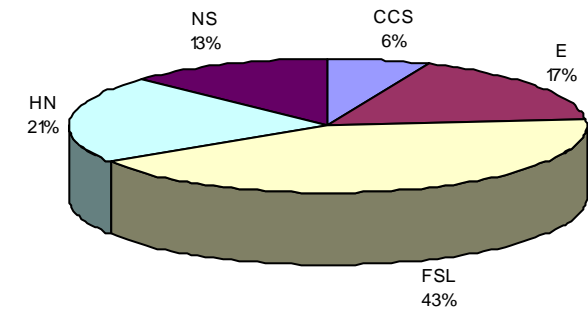


Organisation Type	Allocations	Amount	% of Total	Average	Min	Max
International NGOs	49	\$9,869,316	23.9%	\$201,415	\$10,000	\$500,000
National NGOs	3	\$290,000	0.7%	\$96,667	\$50,000	\$140,000
United Nations	83	\$31,205,006	75.4%	\$375,964	\$18,250	\$4,000,000
Total for all Organisations	135	\$41,364,322	100.0%	\$306,402	\$10,000	\$4,000,000

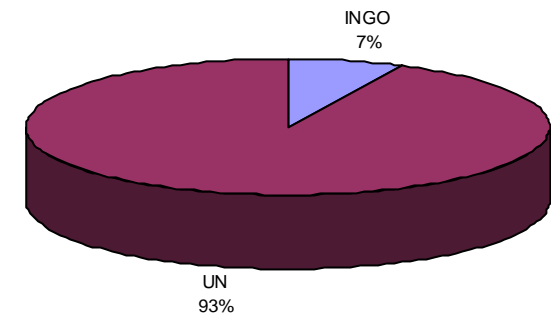


Abyei				\$1,175,000	
Total Amount Allocated:	\$1,175,000	Number of Allocations:	7	Max. Allocation Size:	\$500,000
Percentage Of Total:	2.8%	Average Allocation Size:	\$167,857	Min. Allocation Size:	\$10,000

Sector	Allocations	Amount	% of Total	Average	Min	Max
Common Services and Coordination (CCS)	1	\$75,000	6.4%	\$75,000	\$75,000	\$75,000
Education and Culture (E)	1	\$200,000	17.0%	\$200,000	\$200,000	\$200,000
Food Security and Livelihoods (FSL)	1	\$500,000	42.6%	\$500,000	\$500,000	\$500,000
Health and Nutrition (HN)	2	\$250,000	21.3%	\$125,000	\$100,000	\$150,000
NFIs and Emergency Shelter (NS)	2	\$150,000	12.8%	\$75,000	\$10,000	\$140,000
TOTAL	7	\$1,175,000	100.0%	\$167,857	\$10,000	\$500,000



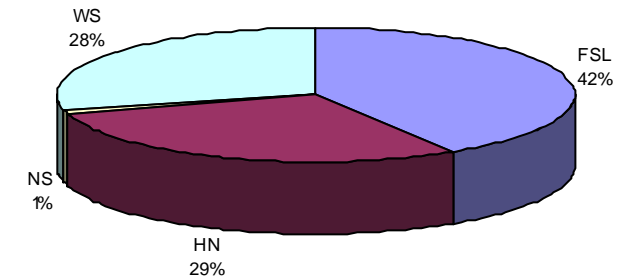
Organisation Type	Allocations	Amount	% of Total	Average	Min	Max
International NGOs	2	\$85,000	7.2%	\$42,500	\$10,000	\$75,000
United Nations	5	\$1,090,000	92.8%	\$218,000	\$100,000	\$500,000
TOTAL	7	\$1,175,000	100.0%	\$167,857	\$10,000	\$500,000



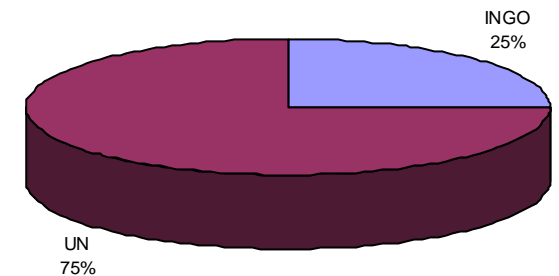
Relative Allocation Size	Allocations	Amount	% of Total	Average	Min	Max
Allocation below 25% of Regional Project Budget	4	\$810,000	68.9%	\$202,500	\$10,000	\$500,000
Allocation between 25% and 50% of Regional Project Budget	1	\$150,000	12.8%	\$150,000	\$150,000	\$150,000
Allocation above 50% and 75% of Regional Project Budget	2	\$215,000	18.3%	\$107,500	\$75,000	\$140,000
TOTAL	7	\$1,175,000	100.0%	\$167,857	\$10,000	\$500,000

Blue Nile				\$1,580,250	
Total Amount Allocated:	\$1,580,250	Number of Allocations:	10	Max. Allocation Size:	\$350,000
Percentage Of Total:	3.8%	Average Allocation Size:	\$158,025	Min. Allocation Size:	\$18,250

Sector	Allocations	Amount	% of Total	Average	Min	Max
Food Security and Livelihoods (FSL)	3	\$650,000	41.1%	\$216,667	\$100,000	\$350,000
Health and Nutrition (HN)	3	\$462,000	29.2%	\$154,000	\$100,000	\$200,000
NFIs and Emergency Shelter (NS)	1	\$18,250	1.2%	\$18,250	\$18,250	\$18,250
Water and Sanitation (WS)	3	\$450,000	28.5%	\$150,000	\$30,000	\$220,000
TOTAL	10	\$1,580,250	100.0%	\$158,025	\$18,250	\$350,000



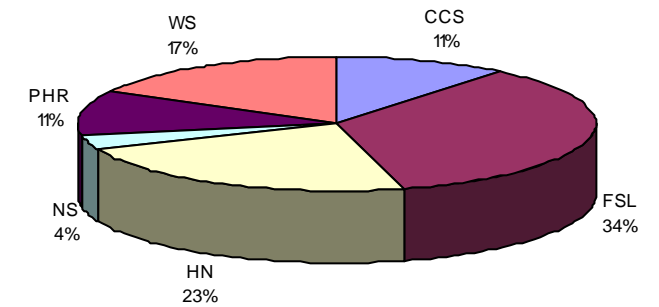
Organisation Type	Allocations	Amount	% of Total	Average	Min	Max
International NGOs	2	\$400,000	25.3%	\$200,000	\$200,000	\$200,000
United Nations	8	\$1,180,250	74.7%	\$147,531	\$18,250	\$350,000
TOTAL	10	\$1,580,250	100.0%	\$158,025	\$18,250	\$350,000



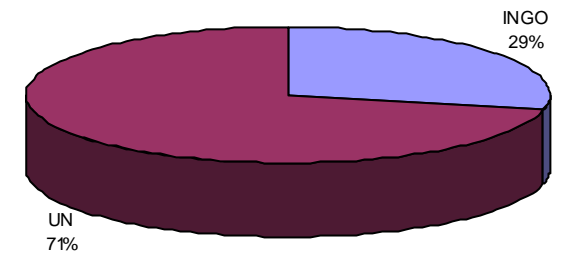
Relative Allocation Size	Allocations	Amount	% of Total	Average	Min	Max
Allocation below 25% of Regional Project Budget	2	\$130,000	8.2%	\$65,000	\$30,000	\$100,000
Allocation between 25% and 50% of Regional Project Budget	6	\$1,332,000	84.3%	\$222,000	\$162,000	\$350,000
Allocation between 50% and 75% of Regional Project Budget	1	\$100,000	6.3%	\$100,000	\$100,000	\$100,000
Allocation above 50% and 75% of Regional Project Budget	1	\$18,250	1.2%	\$18,250	\$18,250	\$18,250
TOTAL	10	\$1,580,250	100.0%	\$158,025	\$18,250	\$350,000

Darfur				\$17,416,000	
Total Amount Allocated:	\$17,416,000	Number of Allocations:	40	Max. Allocation Size:	\$2,925,000
Percentage Of Total:	42.1%	Average Allocation Size:	\$435,400	Min. Allocation Size:	\$62,500

Sector	Allocations	Amount	% of Total	Average	Min	Max
Common Services and Coordination (CCS)	5	\$1,900,000	10.9%	\$380,000	\$120,000	\$700,000
Food Security and Livelihoods (FSL)	3	\$6,100,000	35.0%	\$2,033,333	\$250,000	\$2,925,000
Health and Nutrition (HN)	13	\$3,950,000	22.7%	\$303,846	\$145,000	\$550,000
NFIs and Emergency Shelter (NS)	5	\$646,000	3.7%	\$129,200	\$62,500	\$200,000
Protection and Human Rights (PHR)	5	\$1,870,000	10.7%	\$374,000	\$175,030	\$800,000
Water and Sanitation (WS)	9	\$2,950,000	16.9%	\$327,778	\$125,000	\$725,000
TOTAL	40	\$17,416,000	100.0%	\$435,400	\$62,500	\$2,925,000



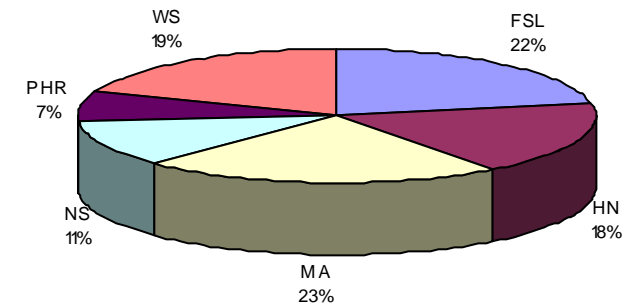
Organisation Type	Allocations	Amount	% of Total	Average	Min	Max
International NGOs	20	\$4,990,816	28.7%	\$249,541	\$62,500	\$500,000
United Nations	20	\$12,425,184	71.3%	\$621,259	\$120,000	\$2,925,000
TOTAL	40	\$17,416,000	100.0%	\$435,400	\$62,500	\$2,925,000



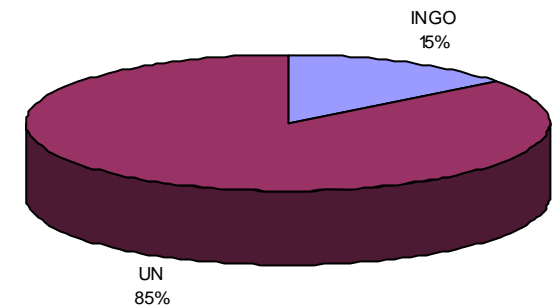
Relative Allocation Size	Allocations	Amount	% of Total	Average	Min	Max
Allocation below 25% of Regional Project Budget	29	\$12,691,470	72.9%	\$437,637	\$120,000	\$2,925,000
Allocation between 25% and 50% of Regional Project Budget	10	\$4,654,530	26.7%	\$465,453	\$62,500	\$2,925,000
Allocation between 50% and 75% of Regional Project Budget	1	\$70,000	0.4%	\$70,000	\$70,000	\$70,000
TOTAL	40	\$17,416,000	100.0%	\$435,400	\$62,500	\$2,925,000

Eastern States				\$3,518,250	
Total Amount Allocated:	\$3,518,250	Number of Allocations:	19	Max. Allocation Size:	\$800,000
Percentage Of Total:	8.5%	Average Allocation Size:	\$185,171	Min. Allocation Size:	\$18,250

Sector	Allocations	Amount	% of Total	Average	Min	Max
Food Security and Livelihoods (FSL)	5	\$775,000	22.0%	\$155,000	\$50,000	\$225,000
Health and Nutrition (HN)	4	\$625,000	17.8%	\$156,250	\$100,000	\$200,000
Mine Action (MA)	1	\$800,000	22.7%	\$800,000	\$800,000	\$800,000
NFIs and Emergency Shelter (NS)	3	\$393,250	11.2%	\$131,083	\$18,250	\$300,000
Protection and Human Rights (PHR)	2	\$250,000	7.1%	\$125,000	\$90,000	\$160,000
Water and Sanitation (WS)	4	\$675,000	19.2%	\$168,750	\$50,000	\$309,375
TOTAL	19	\$3,518,250	100.0%	\$185,171	\$18,250	\$800,000



Organisation Type	Allocations	Amount	% of Total	Average	Min	Max
International NGOs	4	\$515,000	14.6%	\$128,750	\$90,000	\$175,000
United Nations	15	\$3,003,250	85.4%	\$200,217	\$18,250	\$800,000
TOTAL	19	\$3,518,250	100.0%	\$185,171	\$18,250	\$800,000

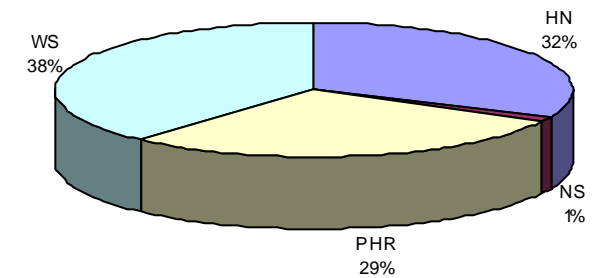


Relative Allocation Size	Allocations	Amount	% of Total	Average	Min	Max
Allocation below 25% of Regional Project Budget	14	\$3,085,000	87.7%	\$220,357	\$50,000	\$800,000
Allocation between 25% and 50% of Regional Project Budget	3	\$340,000	9.7%	\$113,333	\$90,000	\$150,000
Allocation above 50% and 75% of Regional Project Budget	2	\$93,250	2.7%	\$46,625	\$18,250	\$75,000
TOTAL	19	\$3,518,250	100.0%	\$185,171	\$18,250	\$800,000

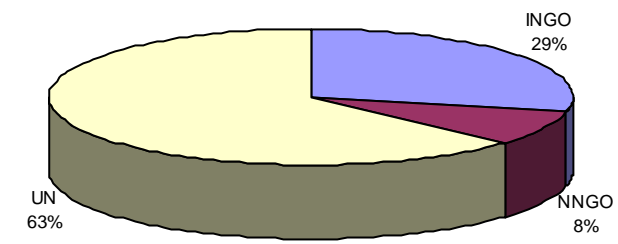
Khartoum and Other Northern States **\$1,226,250**

Total Amount Allocated:	\$1,226,250	Number of Allocations:	14	Max. Allocation Size:	\$155,000
Percentage Of Total:	3.0%	Average Allocation Size:	\$87,589	Min. Allocation Size:	\$18,250

Sector	Allocations	Amount	% of Total	Average	Min	Max
Health and Nutrition (HN)	4	\$388,000	31.6%	\$97,000	\$70,000	\$155,000
NFIs and Emergency Shelter (NS)	1	\$18,250	1.5%	\$18,250	\$18,250	\$18,250
Protection and Human Rights (PHR)	4	\$350,000	28.5%	\$87,500	\$70,000	\$100,000
Water and Sanitation (WS)	5	\$470,000	38.3%	\$94,000	\$50,000	\$120,000
TOTAL	14	\$1,226,250	100.0%	\$87,589	\$18,250	\$155,000



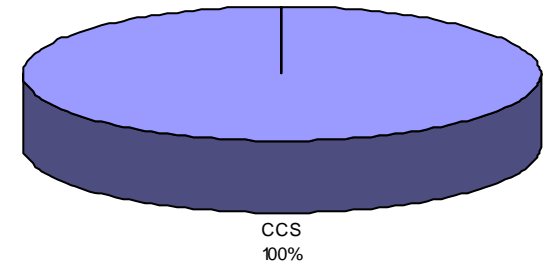
Organisation Type	Allocations	Amount	% of Total	Average	Min	Max
International NGOs	4	\$350,000	28.5%	\$87,500	\$70,000	\$100,000
National NGOs	1	\$100,000	8.2%	\$100,000	\$100,000	\$100,000
United Nations	9	\$776,250	63.3%	\$86,250	\$18,250	\$155,000
TOTAL	14	\$1,226,250	100.0%	\$87,589	\$18,250	\$155,000



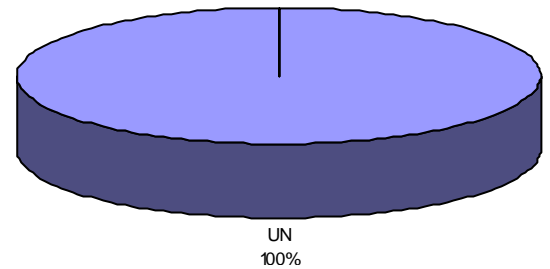
Relative Allocation Size	Allocations	Amount	% of Total	Average	Min	Max
Allocation below 25% of Regional Project Budget	11	\$1,025,000	83.6%	\$93,182	\$50,000	\$155,000
Allocation between 25% and 50% of Regional Project Budget	2	\$183,000	14.9%	\$91,500	\$83,000	\$100,000
Allocation above 50% and 75% of Regional Project Budget	1	\$18,250	1.5%	\$18,250	\$18,250	\$18,250
TOTAL	14	\$1,226,250	100.0%	\$87,589	\$18,250	\$155,000

National Programmes					\$4,000,000
Total Amount Allocated:	\$4,000,000	Number of Allocations:	1	Max. Allocation Size:	\$4,000,000
Percentage Of Total:	9.7%	Average Allocation Size:	\$4,000,000	Min. Allocation Size:	\$4,000,000

Sector	Allocations	Amount	% of Total	Average	Min	Max
Common Services and Coordination (CCS)	1	\$4,000,000	100.0%	\$4,000,000	\$4,000,000	\$4,000,000
TOTAL	1	\$4,000,000	100.0%	\$4,000,000	\$4,000,000	\$4,000,000



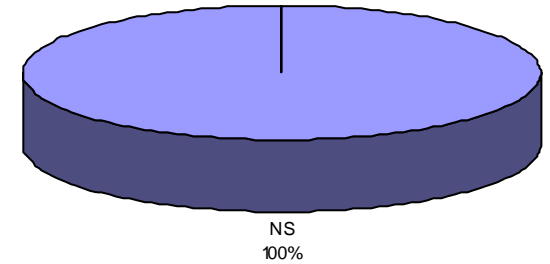
Organisation Type	Allocations	Amount	% of Total	Average	Min	Max
United Nations	1	\$4,000,000	100.0%	\$4,000,000	\$4,000,000	\$4,000,000
TOTAL	1	\$4,000,000	100.0%	\$4,000,000	\$4,000,000	\$4,000,000



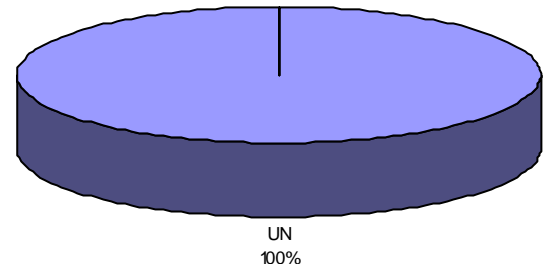
Relative Allocation Size	Allocations	Amount	% of Total	Average	Min	Max
Allocation below 25% of Regional Project Budget	1	\$4,000,000	100.0%	\$4,000,000	\$4,000,000	\$4,000,000
TOTAL	1	\$4,000,000	100.0%	\$4,000,000	\$4,000,000	\$4,000,000

Northern Sudan				\$1,625,000	
Total Amount Allocated:	\$1,625,000	Number of Allocations:	1	Max. Allocation Size:	\$1,625,000
Percentage Of Total:	3.9%	Average Allocation Size:	\$1,625,000	Min. Allocation Size:	\$1,625,000

Sector	Allocations	Amount	% of Total	Average	Min	Max
NFIs and Emergency Shelter (NS)	1	\$1,625,000	100.0%	\$1,625,000	\$1,625,000	\$1,625,000
TOTAL	1	\$1,625,000	100.0%	\$1,625,000	\$1,625,000	\$1,625,000



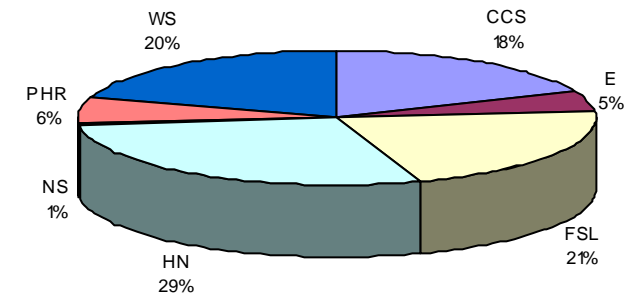
Organisation Type	Allocations	Amount	% of Total	Average	Min	Max
United Nations	1	\$1,625,000	100.0%	\$1,625,000	\$1,625,000	\$1,625,000
TOTAL	1	\$1,625,000	100.0%	\$1,625,000	\$1,625,000	\$1,625,000



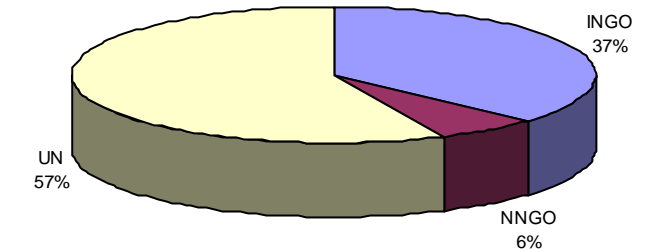
Relative Allocation Size	Allocations	Amount	% of Total	Average	Min	Max
Allocation below 25% of Regional Project Budget	1	\$1,625,000	100.0%	\$1,625,000	\$1,625,000	\$1,625,000
TOTAL	1	\$1,625,000	100.0%	\$1,625,000	\$1,625,000	\$1,625,000

Southern Kordofan				\$2,966,572	
Total Amount Allocated:	\$2,966,572	Number of Allocations:	20	Max. Allocation Size:	\$548,322
Percentage Of Total:	7.2%	Average Allocation Size:	\$148,329	Min. Allocation Size:	\$18,250

Sector	Allocations	Amount	% of Total	Average	Min	Max
Common Services and Coordination (CCS)	1	\$548,322	18.5%	\$548,322	\$548,322	\$548,322
Education and Culture (E)	1	\$150,000	5.1%	\$150,000	\$150,000	\$150,000
Food Security and Livelihoods (FSL)	4	\$630,000	21.2%	\$157,500	\$80,000	\$200,000
Health and Nutrition (HN)	5	\$840,000	28.3%	\$168,000	\$50,000	\$300,000
NFIs and Emergency Shelter (NS)	1	\$18,250	0.6%	\$18,250	\$18,250	\$18,250
Protection and Human Rights (PHR)	3	\$190,000	6.4%	\$63,333	\$35,000	\$115,000
Water and Sanitation (WS)	5	\$590,000	19.9%	\$118,000	\$30,000	\$240,000
TOTAL	20	\$2,966,572	100.0%	\$148,329	\$18,250	\$548,322



Organisation Type	Allocations	Amount	% of Total	Average	Min	Max
International NGOs	7	\$1,085,000	36.6%	\$155,000	\$70,000	\$300,000
National NGOs	2	\$190,000	6.4%	\$95,000	\$50,000	\$140,000
United Nations	11	\$1,691,572	57.0%	\$153,779	\$18,250	\$548,322
TOTAL	20	\$2,966,572	100.0%	\$148,329	\$18,250	\$548,322

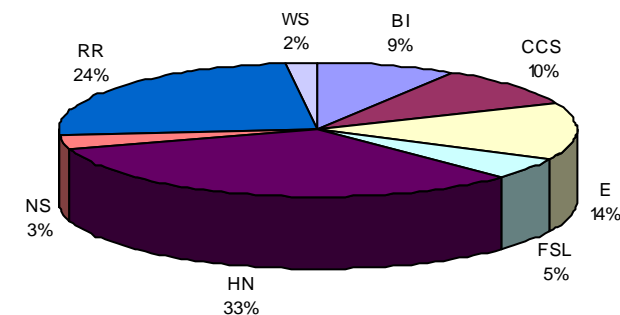


Relative Allocation Size	Allocations	Amount	% of Total	Average	Min	Max
Allocation below 25% of Regional Project Budget	8	\$1,070,000	36.1%	\$133,750	\$30,000	\$240,000
Allocation between 25% and 50% of Regional Project Budget	5	\$815,000	27.5%	\$163,000	\$50,000	\$300,000
Allocation between 50% and 75% of Regional Project Budget	2	\$300,000	10.1%	\$150,000	\$150,000	\$150,000
Allocation above 50% and 75% of Regional Project Budget	5	\$781,572	26.3%	\$156,314	\$18,250	\$548,322
TOTAL	20	\$2,966,572	100.0%	\$148,329	\$18,250	\$548,322

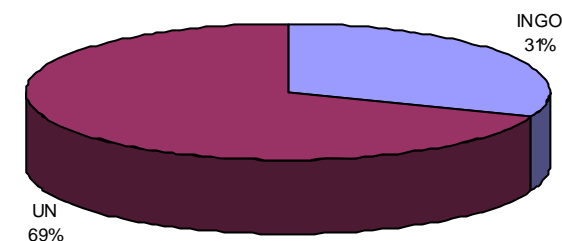
Southern Sudan**\$7,857,000**

Total Amount Allocated:	\$7,857,000	Number of Allocations:	23	Max. Allocation Size:	\$1,438,905
Percentage Of Total:	19.0%	Average Allocation Size:	\$341,609	Min. Allocation Size:	\$81,800

Sector	Allocations	Amount	% of Total	Average	Min	Max
Basic Infrastructure and Settlement Development (BI)	2	\$679,000	8.6%	\$339,500	\$242,500	\$436,500
Common Services and Coordination (CCS)	2	\$776,000	9.9%	\$388,000	\$276,000	\$500,000
Cross-sector Support for Return (RR)	4	\$1,919,550	24.4%	\$479,888	\$200,000	\$679,000
Education and Culture (E)	4	\$1,092,218	13.9%	\$273,055	\$155,198	\$388,000
Food Security and Livelihoods (FSL)	2	\$408,550	5.2%	\$204,275	\$200,000	\$208,550
Health and Nutrition (HN)	7	\$2,571,185	32.7%	\$367,312	\$81,800	\$1,438,905
NFIs and Emergency Shelter (NS)	1	\$250,000	3.2%	\$250,000	\$250,000	\$250,000
Water and Sanitation (WS)	1	\$160,497	2.0%	\$160,497	\$160,497	\$160,497
TOTAL	23	\$7,857,000	100.0%	\$341,609	\$81,800	\$1,438,905



Organisation Type	Allocations	Amount	% of Total	Average	Min	Max
International NGOs	10	\$2,443,500	31.1%	\$244,350	\$100,000	\$436,500
United Nations	13	\$5,413,500	68.9%	\$416,423	\$81,800	\$1,438,905
TOTAL	23	\$7,857,000	100.0%	\$341,609	\$81,800	\$1,438,905



Relative Allocation Size	Allocations	Amount	% of Total	Average	Min	Max
Allocation below 25% of Regional Project Budget	14	\$4,401,548	56.0%	\$314,396	\$81,800	\$679,000
Allocation between 25% and 50% of Regional Project Budget	5	\$1,248,047	15.9%	\$249,609	\$160,497	\$436,500
Allocation between 50% and 75% of Regional Project Budget	2	\$1,714,905	21.8%	\$857,453	\$276,000	\$1,438,905
Allocation above 50% and 75% of Regional Project Budget	2	\$492,500	6.3%	\$246,250	\$242,500	\$250,000
TOTAL	23	\$7,857,000	100.0%	\$341,609	\$81,800	\$1,438,905

ANNEX 1 - Allocation Size Analysis

Relative Allocation Size	Allocations	Amount	% of Total	Average	Min	Max
Allocation below 25% of Regional Project Budget	84	\$28,838,018	69.7%	\$343,310	\$10,000	\$4,000,000
Allocation between 25% and 50% of Regional Project Budget	32	\$8,722,577	21.1%	\$272,581	\$50,000	\$2,925,000
Allocation between 50% and 75% of Regional Project Budget	6	\$2,184,905	5.3%	\$364,151	\$70,000	\$1,438,905
Allocation above 50% and 75% of Regional Project Budget	13	\$1,618,822	3.9%	\$124,525	\$18,250	\$548,322
TOTAL	135	\$41,364,322	100.0%	\$306,402	\$10,000	\$4,000,000

