

CHF 2008

2008 Common Humanitarian Fund for Sudan Summary of Allocations

11-Aug-08

Summary Allocation Tables:

- Donor Contributions
- Allocations by Allocation Type
- Allocations Timeline (by Month)
- Allocations by Planning Region
- Allocations by Sector
- Allocations by Organisation
- Allocations by Sector within Planning Regions
- Allocations by Planning Region within Sectors
- Allocations by Organisation within Planning Regions
- Allocations by Organisation within Sectors
- Allocations by Organisation within Regions and Sectors
- Allocations by Organisation within Sectors and Regions

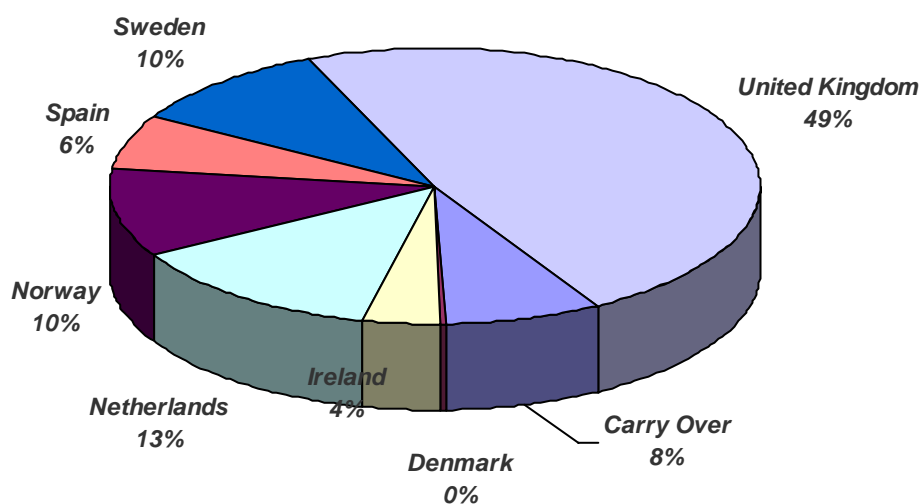
For further information on the Common Humanitarian Fund for Sudan please visit

www.unsudanig.org/workplan/chf

2007 Common Humanitarian Fund for Sudan - Donor Pledges

Monday, August 11, 2008

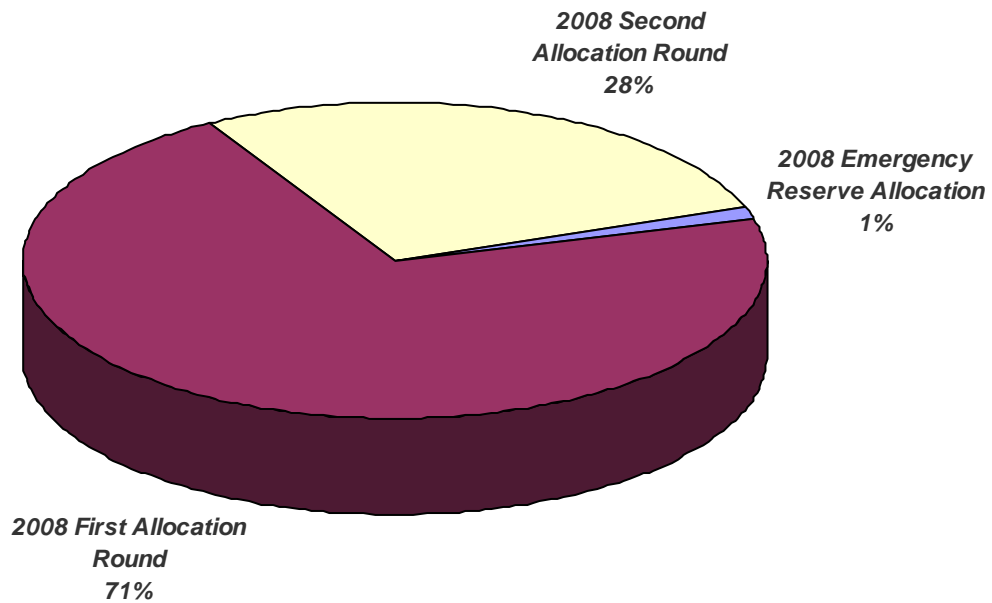
Donor		Amount Pledged in US\$		Paid	Percent of Total
Carry Over			\$13,000,000	\$13,000,000	7.9%
01-Jan-08	\$13,000,000 USD	Disbursed	\$13,000,000	\$13,000,000	
Denmark			\$392,434	\$392,434	0.2%
22-Dec-07	\$2,000,000 DKK	Disbursed	\$392,434	\$392,434	
Ireland			\$6,320,000	\$6,320,000	3.8%
20-Mar-08	\$6,320,000 EURO	Disbursed	\$6,320,000	\$6,320,000	
Netherlands			\$21,622,000	\$21,622,000	13.1%
29-Apr-08	\$21,622,000 USD	Disbursed	\$21,622,000	\$21,622,000	
Norway			\$17,034,485	\$17,034,485	10.3%
20-Mar-08	\$17,034,485 USD	Disbursed	\$17,034,485	\$17,034,485	
Spain			\$10,586,512	\$0	6.4%
25-Jul-08	\$6,800,000 EURO	Commitment	\$10,586,512	\$0	
Sweden			\$16,673,030	\$16,673,030	10.1%
04-Apr-08	\$100,000,000 SEK	Disbursed	\$16,673,030	\$16,673,030	
United Kingdom			\$79,522,863	\$79,522,863	48.2%
20-Mar-08	\$40,000,000 GBP	Disbursed	\$79,522,863	\$79,522,863	
GRAND TOTAL			\$165,151,324	\$154,564,812	100.0%



2008 Common Humanitarian Fund for Sudan - Allocation Type

Monday, August 11, 2008

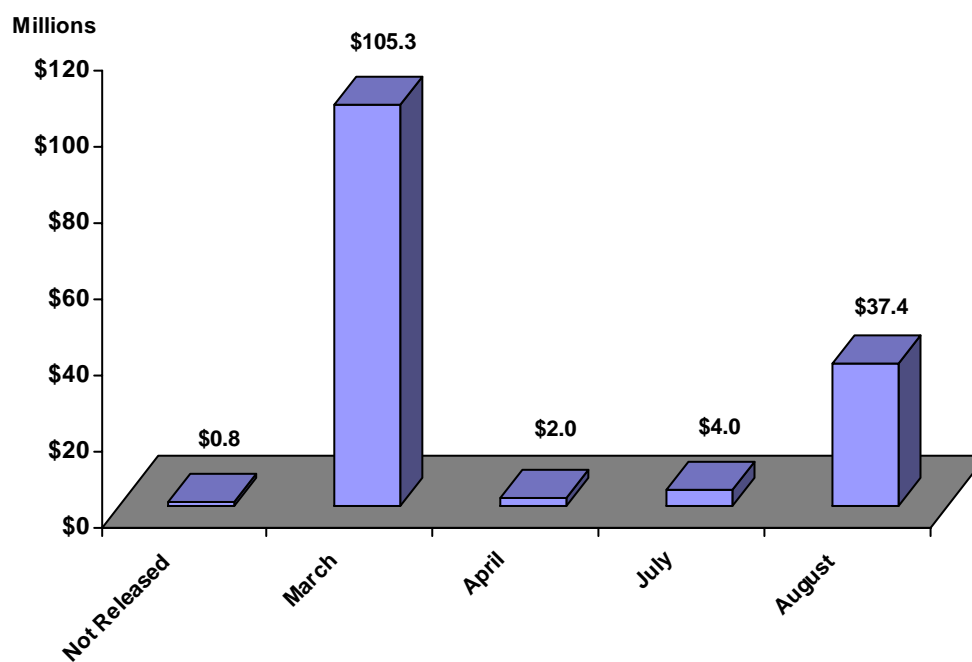
Allocation Type	Amount Allocated	Percent of Total
CHF Standard Allocation	\$147,563,705	98.7%
2008 First Allocation Round	\$106,199,383	71.1%
2008 Second Allocation Round	\$41,364,322	27.7%
CHF Emergency Reserve Allocation	\$1,875,828	1.3%
2008 Emergency Reserve Allocation	\$1,875,828	1.3%
GRAND TOTAL	\$149,439,533	100.0%



2008 Common Humanitarian Fund for Sudan - Summary by Allocation Month

Monday, August 11, 2008

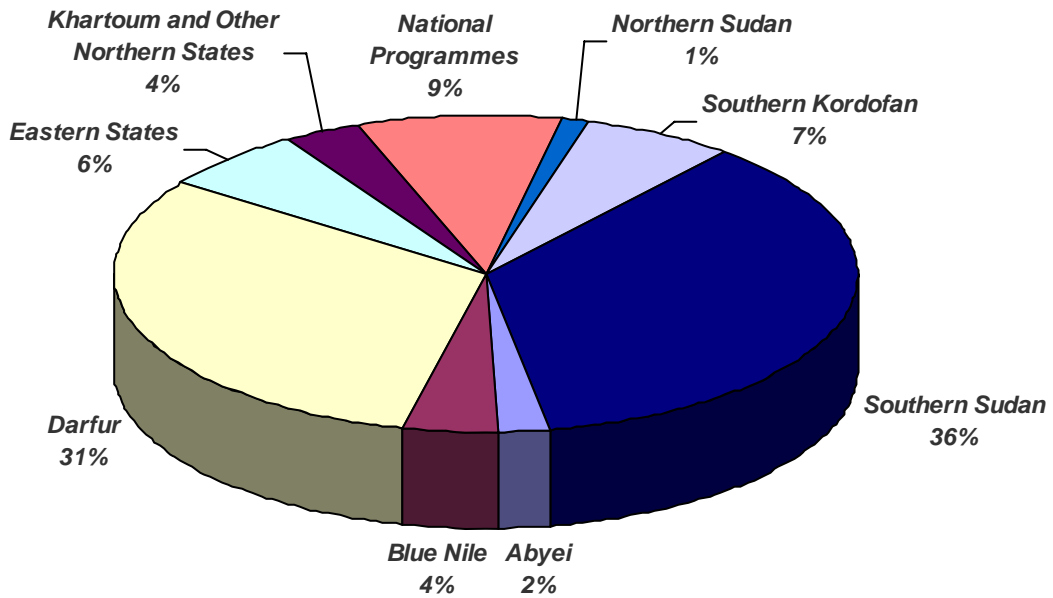
Allocation Month	Amount Allocated	Percent of Total
CHF Standard Allocation	\$147,563,705	98.7%
Not Released	\$718,740	0.5%
March	\$105,280,643	70.5%
April	\$200,000	0.1%
July	\$4,000,000	2.7%
August	\$37,364,322	25.0%
CHF Emergency Reserve Allocation	\$1,875,828	1.3%
Not Released	\$103,457	0.1%
April	\$1,772,371	1.2%
GRAND TOTAL	\$149,439,533	100.0%



2008 Common Humanitarian Fund for Sudan - Region Summary

Monday, August 11, 2008

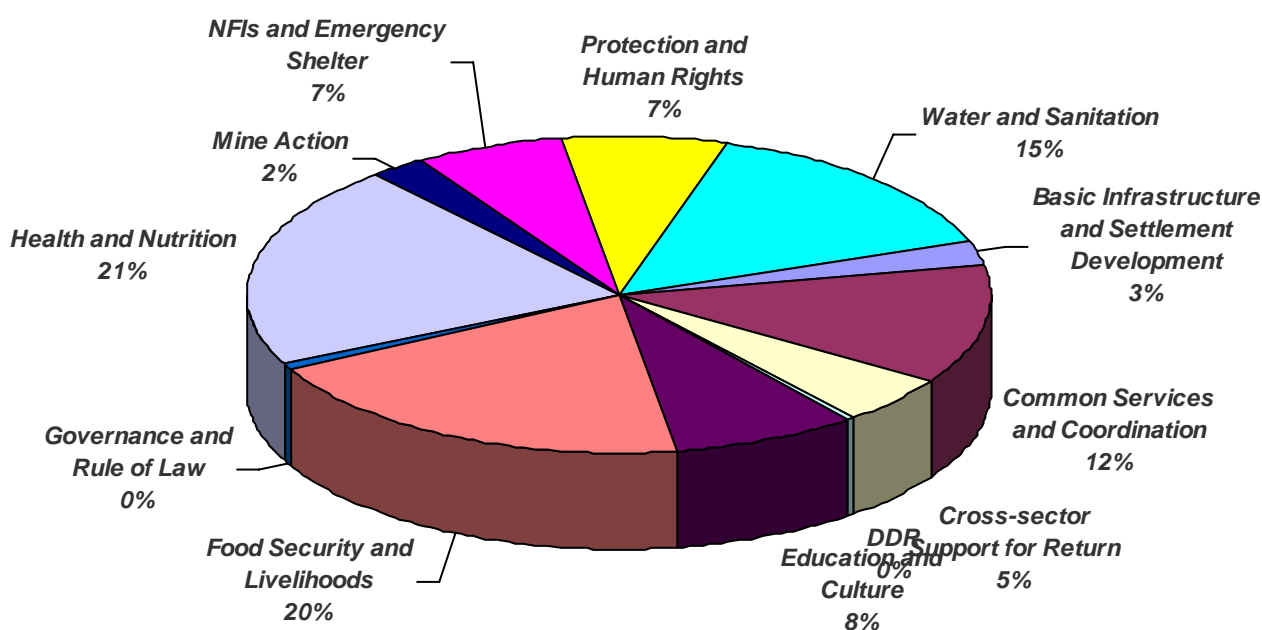
Region	Amount Allocated	Percent of Total
Abyei	\$3,251,488	2.2%
Blue Nile	\$6,246,978	4.2%
Darfur	\$46,628,959	31.2%
Eastern States	\$9,349,527	6.3%
Khartoum and Other Northern States	\$5,237,250	3.5%
National Programmes	\$12,985,828	8.7%
Northern Sudan	\$1,625,000	1.1%
Southern Kordofan	\$10,129,758	6.8%
Southern Sudan	\$53,984,745	36.1%
GRAND TOTAL	\$149,439,533	100.0%



2008 Common Humanitarian Fund for Sudan - Sector Summary

Monday, August 11, 2008

Sector	Amount Allocated	Percent of Total
Basic Infrastructure and Settlement Development	\$3,923,772	2.6%
Common Services and Coordination	\$18,140,764	12.1%
Cross-sector Support for Return	\$7,362,495	4.9%
DDR	\$657,111	0.4%
Education and Culture	\$11,993,779	8.0%
Food Security and Livelihoods	\$29,483,675	19.7%
Governance and Rule of Law	\$480,000	0.3%
Health and Nutrition	\$31,401,990	21.0%
Mine Action	\$3,599,629	2.4%
NFIs and Emergency Shelter	\$9,746,547	6.5%
Protection and Human Rights	\$10,786,824	7.2%
Water and Sanitation	\$21,862,947	14.6%
GRAND TOTAL	\$149,439,533	100.0%



2008 Common Humanitarian Fund for Sudan - Organisation Summary

Monday, August 11, 2008

Organisation	Amount Allocated	Percent of Total
United Nations	\$96,720,621	64.7%
FAO	\$14,876,893	10.0%
ILO	\$500,000	0.3%
IOM	\$8,723,520	5.8%
OCHA	\$2,619,204	1.8%
ORCHC	\$1,853,740	1.2%
RCSO	\$3,140,168	2.1%
UNAIDS	\$200,000	0.1%
UNDSS	\$1,268,890	0.8%
UNEP	\$163,669	0.1%
UNFPA	\$2,540,000	1.7%
UNHCR	\$7,892,697	5.3%
UNICEF	\$25,830,912	17.3%
UNIFEM	\$576,000	0.4%
UNMAS	\$3,099,629	2.1%
UNOPS	\$351,540	0.2%
WFP	\$14,410,466	9.6%
WFP (UNJLC)	\$2,848,457	1.9%
WHO	\$5,824,836	3.9%
Red Cross/Red Crescent	\$45,000	0.0%
SRCS	\$45,000	0.0%
National NGOs	\$2,405,528	1.6%
Al Manar	\$65,000	0.0%
AMA	\$400,000	0.3%
CDoT	\$489,000	0.3%
ECS	\$200,000	0.1%
KIC	\$15,000	0.0%
Klaila	\$40,800	0.0%
NHDF	\$200,000	0.1%
PANCARE	\$190,000	0.1%
SSLS	\$200,000	0.1%
SUDO	\$605,728	0.4%
International NGOs	\$50,268,385	33.6%
AAH-I	\$200,000	0.1%
ACF	\$478,795	0.3%
ACF-USA	\$1,100,000	0.7%
ACTED	\$1,011,500	0.7%
ADRA	\$1,240,000	0.8%

AHA	\$200,000	0.1%
AMURT	\$440,000	0.3%
ARC	\$1,589,484	1.1%
BBC World Service Trust	\$200,000	0.1%
CAM	\$946,081	0.6%
CARE	\$2,465,700	1.6%
CARITAS	\$715,000	0.5%
CCM	\$400,000	0.3%
CMA	\$200,000	0.1%
Concern	\$1,390,224	0.9%
COOPI	\$600,000	0.4%
COSV	\$200,000	0.1%
CRS	\$1,788,900	1.2%
DCV	\$250,000	0.2%
DED	\$273,000	0.2%
EM-DH	\$670,000	0.4%
ERF Southern Sudan	\$1,480,873	1.0%
FAR	\$470,000	0.3%
GOAL	\$924,146	0.6%
HAI	\$305,000	0.2%
Humedica	\$200,000	0.1%
IAH	\$62,500	0.0%
IAS	\$625,000	0.4%
IMC	\$1,115,000	0.7%
INTERSOS	\$522,000	0.3%
IRC	\$1,970,000	1.3%
Islamic RW	\$870,000	0.6%
ITDG (Practical Action)	\$40,000	0.0%
Johanniter	\$200,000	0.1%
Malaria Consortium	\$827,146	0.6%
Malteser	\$200,000	0.1%
MDM	\$200,000	0.1%
Medair	\$1,772,000	1.2%
MERCY CORPS	\$945,447	0.6%
Merlin	\$428,405	0.3%
Muslim Aid	\$284,106	0.2%
NCA	\$2,294,070	1.5%
NRC	\$580,000	0.4%
OVC	\$153,090	0.1%
OXFAM GB	\$1,926,970	1.3%
PAI	\$572,000	0.4%
PSI	\$100,000	0.1%
PWJ	\$200,000	0.1%

RI	\$465,000	0.3%
Samaritan's Purse	\$982,446	0.7%
SC-Sweden	\$740,758	0.5%
SC-UK	\$938,553	0.6%
SC-US	\$2,252,000	1.5%
Solidarites	\$442,500	0.3%
Stromme Foundation	\$200,000	0.1%
Sudan Aid	\$49,050	0.0%
Tearfund	\$1,910,660	1.3%
TNM	\$200,000	0.1%
VSF-B	\$300,000	0.2%
Warchild Canada	\$300,000	0.2%
Windle Trust	\$220,000	0.1%
World Relief	\$37,000	0.0%
World Vision	\$2,203,982	1.5%
World Vision Sudan	\$3,190,000	2.1%
ZOA Refugee	\$210,000	0.1%
GRAND TOTAL	\$149,439,533	100.0%

2008 Common Humanitarian Fund for Sudan - Regional Sector Summary

Monday, August 11, 2008

Region and Sector	Amount Allocated	Percent of Total
Abyei	\$3,251,488	2.2%
Common Services and Coordination	\$120,000	3.7%
Education and Culture	\$600,000	18.5%
Food Security and Livelihoods	\$994,438	30.6%
Health and Nutrition	\$579,050	17.8%
NFIs and Emergency Shelter	\$348,000	10.7%
Protection and Human Rights	\$130,000	4.0%
Water and Sanitation	\$480,000	14.8%
Blue Nile	\$6,246,978	4.2%
Basic Infrastructure and Settlement Development	\$317,864	5.1%
Common Services and Coordination	\$70,000	1.1%
Cross-sector Support for Return	\$215,945	3.5%
DDR	\$317,864	5.1%
Education and Culture	\$635,728	10.2%
Food Security and Livelihoods	\$1,285,728	20.6%
Health and Nutrition	\$1,097,728	17.6%
Mine Action	\$508,582	8.1%
NFIs and Emergency Shelter	\$149,350	2.4%
Protection and Human Rights	\$562,461	9.0%
Water and Sanitation	\$1,085,728	17.4%
Darfur	\$46,628,959	31.2%
Basic Infrastructure and Settlement Development	\$400,000	0.9%
Common Services and Coordination	\$4,150,001	8.9%
Education and Culture	\$2,250,000	4.8%
Food Security and Livelihoods	\$14,600,000	31.3%
Health and Nutrition	\$9,922,958	21.3%
NFIs and Emergency Shelter	\$3,246,000	7.0%
Protection and Human Rights	\$4,110,000	8.8%
Water and Sanitation	\$7,950,000	17.0%

Eastern States	\$9,349,527	6.3%
Basic Infrastructure and Settlement Development	\$500,000	5.3%
Common Services and Coordination	\$70,000	0.7%
DDR	\$216,047	2.3%
Education and Culture	\$116,047	1.2%
Food Security and Livelihoods	\$2,952,959	31.6%
Health and Nutrition	\$1,692,645	18.1%
Mine Action	\$1,016,047	10.9%
NFIs and Emergency Shelter	\$609,297	6.5%
Protection and Human Rights	\$476,563	5.1%
Water and Sanitation	\$1,699,922	18.2%
Khartoum and Other Northern States	\$5,237,250	3.5%
Basic Infrastructure and Settlement Development	\$100,000	1.9%
Cross-sector Support for Return	\$500,000	9.5%
Education and Culture	\$402,000	7.7%
Food Security and Livelihoods	\$737,000	14.1%
Health and Nutrition	\$1,268,000	24.2%
NFIs and Emergency Shelter	\$446,250	8.5%
Protection and Human Rights	\$862,000	16.5%
Water and Sanitation	\$922,000	17.6%
National Programmes	\$12,985,828	8.7%
Common Services and Coordination	\$7,175,828	55.3%
Cross-sector Support for Return	\$2,000,000	15.4%
Food Security and Livelihoods	\$875,000	6.7%
Mine Action	\$1,725,000	13.3%
Protection and Human Rights	\$680,000	5.2%
Water and Sanitation	\$530,000	4.1%
Northern Sudan	\$1,625,000	1.1%
NFIs and Emergency Shelter	\$1,625,000	100.0%

Southern Kordofan	\$10,129,758	6.8%
Common Services and Coordination	\$579,322	5.7%
Cross-sector Support for Return	\$154,000	1.5%
DDR	\$123,200	1.2%
Education and Culture	\$1,350,586	13.3%
Food Security and Livelihoods	\$2,430,000	24.0%
Health and Nutrition	\$2,195,200	21.7%
NFIs and Emergency Shelter	\$572,650	5.7%
Protection and Human Rights	\$990,800	9.8%
Water and Sanitation	\$1,734,000	17.1%
Southern Sudan	\$53,984,745	36.1%
Basic Infrastructure and Settlement Development	\$2,605,908	4.8%
Common Services and Coordination	\$5,975,613	11.1%
Cross-sector Support for Return	\$4,492,550	8.3%
Education and Culture	\$6,639,418	12.3%
Food Security and Livelihoods	\$5,608,550	10.4%
Governance and Rule of Law	\$480,000	0.9%
Health and Nutrition	\$14,646,409	27.1%
Mine Action	\$350,000	0.6%
NFIs and Emergency Shelter	\$2,750,000	5.1%
Protection and Human Rights	\$2,975,000	5.5%
Water and Sanitation	\$7,461,297	13.8%
GRAND TOTAL	\$149,439,533	100.0%

2008 Common Humanitarian Fund for Sudan - Summary by Sector and Region

Monday, August 11, 2008

Sector and Region	Amount Allocated	Percent of Total
Basic Infrastructure and Settlement Development	\$3,923,772	2.6%
Blue Nile	\$317,864	8.1%
Darfur	\$400,000	10.2%
Eastern States	\$500,000	12.7%
Khartoum and Other Northern States	\$100,000	2.5%
Southern Sudan	\$2,605,908	66.4%
Common Services and Coordination	\$18,140,764	12.1%
Abyei	\$120,000	0.7%
Blue Nile	\$70,000	0.4%
Darfur	\$4,150,001	22.9%
Eastern States	\$70,000	0.4%
National Programmes	\$7,175,828	39.6%
Southern Kordofan	\$579,322	3.2%
Southern Sudan	\$5,975,613	32.9%
Cross-sector Support for Return	\$7,362,495	4.9%
Blue Nile	\$215,945	2.9%
Khartoum and Other Northern States	\$500,000	6.8%
National Programmes	\$2,000,000	27.2%
Southern Kordofan	\$154,000	2.1%
Southern Sudan	\$4,492,550	61.0%
DDR	\$657,111	0.4%
Blue Nile	\$317,864	48.4%
Eastern States	\$216,047	32.9%
Southern Kordofan	\$123,200	18.7%

Education and Culture	\$11,993,779	8.0%
Abyei	\$600,000	5.0%
Blue Nile	\$635,728	5.3%
Darfur	\$2,250,000	18.8%
Eastern States	\$116,047	1.0%
Khartoum and Other Northern States	\$402,000	3.4%
Southern Kordofan	\$1,350,586	11.3%
Southern Sudan	\$6,639,418	55.4%
Food Security and Livelihoods	\$29,483,675	19.7%
Abyei	\$994,438	3.4%
Blue Nile	\$1,285,728	4.4%
Darfur	\$14,600,000	49.5%
Eastern States	\$2,952,959	10.0%
Khartoum and Other Northern States	\$737,000	2.5%
National Programmes	\$875,000	3.0%
Southern Kordofan	\$2,430,000	8.2%
Southern Sudan	\$5,608,550	19.0%
Governance and Rule of Law	\$480,000	0.3%
Southern Sudan	\$480,000	100.0%
Health and Nutrition	\$31,401,990	21.0%
Abyei	\$579,050	1.8%
Blue Nile	\$1,097,728	3.5%
Darfur	\$9,922,958	31.6%
Eastern States	\$1,692,645	5.4%
Khartoum and Other Northern States	\$1,268,000	4.0%
Southern Kordofan	\$2,195,200	7.0%
Southern Sudan	\$14,646,409	46.6%
Mine Action	\$3,599,629	2.4%
Blue Nile	\$508,582	14.1%
Eastern States	\$1,016,047	28.2%
National Programmes	\$1,725,000	47.9%
Southern Sudan	\$350,000	9.7%

NFIs and Emergency Shelter	\$9,746,547	6.5%
Abyei	\$348,000	3.6%
Blue Nile	\$149,350	1.5%
Darfur	\$3,246,000	33.3%
Eastern States	\$609,297	6.3%
Khartoum and Other Northern States	\$446,250	4.6%
Northern Sudan	\$1,625,000	16.7%
Southern Kordofan	\$572,650	5.9%
Southern Sudan	\$2,750,000	28.2%
Protection and Human Rights	\$10,786,824	7.2%
Abyei	\$130,000	1.2%
Blue Nile	\$562,461	5.2%
Darfur	\$4,110,000	38.1%
Eastern States	\$476,563	4.4%
Khartoum and Other Northern States	\$862,000	8.0%
National Programmes	\$680,000	6.3%
Southern Kordofan	\$990,800	9.2%
Southern Sudan	\$2,975,000	27.6%
Water and Sanitation	\$21,862,947	14.6%
Abyei	\$480,000	2.2%
Blue Nile	\$1,085,728	5.0%
Darfur	\$7,950,000	36.4%
Eastern States	\$1,699,922	7.8%
Khartoum and Other Northern States	\$922,000	4.2%
National Programmes	\$530,000	2.4%
Southern Kordofan	\$1,734,000	7.9%
Southern Sudan	\$7,461,297	34.1%
GRAND TOTAL	\$149,439,533	100.0%

2008 Common Humanitarian Fund for Sudan - Organisation by Region

Monday, August 11, 2008

Region and Organisation	Amount Allocated	Percent of Total
Abyei	\$3,251,488	2.2%
United Nations	\$2,891,938	88.9%
FAO	\$494,438	15.2%
IOM	\$45,000	1.4%
UNICEF	\$1,573,500	48.4%
WFP	\$500,000	15.4%
WFP (UNJLC)	\$29,000	0.9%
WHO	\$250,000	7.7%
International NGOs	\$359,550	11.1%
CARE	\$60,500	1.9%
GOAL	\$30,000	0.9%
MERCY CORPS	\$75,000	2.3%
SC-US	\$145,000	4.5%
Sudan Aid	\$49,050	1.5%
Blue Nile	\$6,246,978	4.2%
United Nations	\$4,105,624	65.7%
FAO	\$655,546	10.5%
UNHCR	\$518,406	8.3%
UNICEF	\$1,591,295	25.5%
UNMAS	\$508,582	8.1%
UNOPS	\$50,000	0.8%
WFP	\$375,000	6.0%
WFP (UNJLC)	\$117,650	1.9%
WHO	\$289,146	4.6%
Red Cross/Red Crescent	\$10,000	0.2%
SRCS	\$10,000	0.2%
National NGOs	\$275,728	4.4%
SUDO	\$275,728	4.4%
International NGOs	\$1,855,626	29.7%
ADRA	\$200,000	3.2%
CARE	\$18,200	0.3%
CRS	\$120,000	1.9%
GOAL	\$127,146	2.0%
IRC	\$210,000	3.4%
Islamic RW	\$130,000	2.1%
ITDG (Practical Action)	\$40,000	0.6%
Malaria Consortium	\$127,146	2.0%

MERCY CORPS	\$170,079	2.7%
Samaritan's Purse	\$197,146	3.2%
SC-Sweden	\$135,728	2.2%
World Vision	\$380,182	6.1%
Darfur	\$46,628,959	31.2%
United Nations	\$28,705,914	61.6%
FAO	\$5,630,400	12.1%
IOM	\$989,970	2.1%
OCHA	\$1,544,204	3.3%
RCSO	\$353,475	0.8%
UNDSS	\$118,890	0.3%
UNEP	\$163,669	0.4%
UNFPA	\$895,000	1.9%
UNHCR	\$3,259,353	7.0%
UNICEF	\$5,410,367	11.6%
UNIFEM	\$60,000	0.1%
UNOPS	\$195,000	0.4%
WFP	\$6,897,962	14.8%
WFP (UNJLC)	\$1,187,410	2.5%
WHO	\$2,000,214	4.3%
National NGOs	\$50,000	0.1%
SUDO	\$50,000	0.1%
International NGOs	\$17,873,045	38.3%
ACF	\$278,795	0.6%
ACTED	\$205,000	0.4%
ADRA	\$450,000	1.0%
AHA	\$200,000	0.4%
ARC	\$996,984	2.1%
CAM	\$946,081	2.0%
CARE	\$950,000	2.0%
Concern	\$763,500	1.6%
COOPI	\$400,000	0.9%
COSV	\$200,000	0.4%
CRS	\$741,900	1.6%
EM-DH	\$360,000	0.8%
HAI	\$55,000	0.1%
Humedica	\$200,000	0.4%
IAH	\$62,500	0.1%
IMC	\$795,000	1.7%
INTERSOS	\$270,000	0.6%
IRC	\$550,000	1.2%
Islamic RW	\$390,000	0.8%

Johanniter	\$200,000	0.4%
Malaria Consortium	\$200,000	0.4%
Malteser	\$200,000	0.4%
Medair	\$400,000	0.9%
Merlin	\$428,405	0.9%
Muslim Aid	\$200,000	0.4%
NCA	\$506,120	1.1%
OXFAM GB	\$1,471,970	3.2%
PAI	\$572,000	1.2%
Samaritan's Purse	\$610,300	1.3%
SC-Sweden	\$455,030	1.0%
SC-US	\$570,000	1.2%
Tearfund	\$1,010,660	2.2%
TNM	\$200,000	0.4%
Warchild Canada	\$300,000	0.6%
World Vision	\$1,523,800	3.3%
ZOA Refugee	\$210,000	0.5%
Eastern States	\$9,349,527	6.3%
United Nations	\$7,582,868	81.1%
FAO	\$1,575,959	16.9%
ILO	\$500,000	5.3%
UNFPA	\$50,000	0.5%
UNHCR	\$1,320,938	14.1%
UNICEF	\$1,433,594	15.3%
UNMAS	\$1,016,047	10.9%
WFP	\$934,047	10.0%
WFP (UNJLC)	\$259,297	2.8%
WHO	\$492,986	5.3%
Red Cross/Red Crescent	\$35,000	0.4%
SRCS	\$35,000	0.4%
International NGOs	\$1,731,659	18.5%
GOAL	\$57,000	0.6%
IRC	\$300,000	3.2%
Malaria Consortium	\$300,000	3.2%
Muslim Aid	\$84,106	0.9%
OXFAM GB	\$335,000	3.6%
Samaritan's Purse	\$175,000	1.9%
SC-UK	\$480,553	5.1%

Khartoum and Other Northern States	\$5,237,250	3.5%
United Nations	\$3,011,250	57.5%
FAO	\$357,000	6.8%
IOM	\$894,000	17.1%
UNHCR	\$280,000	5.3%
UNICEF	\$1,078,000	20.6%
WFP (UNJLC)	\$196,250	3.7%
WHO	\$206,000	3.9%
National NGOs	\$345,000	6.6%
Al Manar	\$65,000	1.2%
SUDO	\$280,000	5.3%
International NGOs	\$1,881,000	35.9%
ADRA	\$140,000	2.7%
CARE	\$305,000	5.8%
CRS	\$527,000	10.1%
EM-DH	\$110,000	2.1%
FAR	\$70,000	1.3%
INTERSOS	\$52,000	1.0%
Islamic RW	\$200,000	3.8%
Medair	\$102,000	1.9%
NCA	\$125,000	2.4%
NRC	\$80,000	1.5%
SC-UK	\$70,000	1.3%
World Vision	\$100,000	1.9%
National Programmes	\$12,985,828	8.7%
United Nations	\$12,785,828	98.5%
FAO	\$875,000	6.7%
IOM	\$1,500,000	11.6%
OCHA	\$400,000	3.1%
ORCHC	\$1,135,000	8.7%
RCSO	\$637,371	4.9%
UNDSS	\$400,000	3.1%
UNHCR	\$325,000	2.5%
UNICEF	\$1,619,000	12.5%
UNIFEM	\$66,000	0.5%
UNMAS	\$1,225,000	9.4%
WFP	\$4,603,457	35.4%
International NGOs	\$200,000	1.5%
BBC World Service Trust	\$200,000	1.5%

Northern Sudan	\$1,625,000	1.1%
United Nations	\$1,625,000	100.0%
UNICEF	\$1,625,000	100.0%
Southern Kordofan	\$10,129,758	6.8%
United Nations	\$5,672,008	56.0%
FAO	\$1,080,000	10.7%
IOM	\$354,000	3.5%
RCSO	\$548,322	5.4%
UNFPA	\$35,000	0.3%
UNICEF	\$2,870,736	28.3%
WFP	\$200,000	2.0%
WFP (UNJLC)	\$108,850	1.1%
WHO	\$475,100	4.7%
National NGOs	\$245,800	2.4%
KIC	\$15,000	0.1%
Klaila	\$40,800	0.4%
PANCARE	\$190,000	1.9%
International NGOs	\$4,211,950	41.6%
CARE	\$832,000	8.2%
FAR	\$400,000	3.9%
IAS	\$125,000	1.2%
IRC	\$135,000	1.3%
Islamic RW	\$150,000	1.5%
Medair	\$370,000	3.7%
NCA	\$662,950	6.5%
NRC	\$300,000	3.0%
SC-US	\$1,237,000	12.2%
Southern Sudan	\$53,984,745	36.1%
United Nations	\$30,340,190	56.2%
FAO	\$4,208,550	7.8%
IOM	\$4,940,550	9.2%
OCHA	\$675,000	1.3%
ORCHC	\$718,740	1.3%
RCSO	\$1,601,000	3.0%
UNAIDS	\$200,000	0.4%
UNDSS	\$750,000	1.4%
UNFPA	\$1,560,000	2.9%
UNHCR	\$2,189,000	4.1%
UNICEF	\$8,629,420	16.0%
UNIFEM	\$450,000	0.8%

UNMAS	\$350,000	0.6%
UNOPS	\$106,540	0.2%
WFP	\$900,000	1.7%
WFP (UNJLC)	\$950,000	1.8%
WHO	\$2,111,390	3.9%
National NGOs	\$1,489,000	2.8%
AMA	\$400,000	0.7%
CDoT	\$489,000	0.9%
ECS	\$200,000	0.4%
NHDF	\$200,000	0.4%
SSLS	\$200,000	0.4%
International NGOs	\$22,155,555	41.0%
AAH-I	\$200,000	0.4%
ACF	\$200,000	0.4%
ACF-USA	\$1,100,000	2.0%
ACTED	\$806,500	1.5%
ADRA	\$450,000	0.8%
AMURT	\$440,000	0.8%
ARC	\$592,500	1.1%
CARE	\$300,000	0.6%
CARITAS	\$715,000	1.3%
CCM	\$400,000	0.7%
CMA	\$200,000	0.4%
Concern	\$626,724	1.2%
COOPI	\$200,000	0.4%
CRS	\$400,000	0.7%
DCV	\$250,000	0.5%
DED	\$273,000	0.5%
EM-DH	\$200,000	0.4%
ERF Southern Sudan	\$1,480,873	2.7%
GOAL	\$710,000	1.3%
HAI	\$250,000	0.5%
IAS	\$500,000	0.9%
IMC	\$320,000	0.6%
INTERSOS	\$200,000	0.4%
IRC	\$775,000	1.4%
Malaria Consortium	\$200,000	0.4%
MDM	\$200,000	0.4%
Medair	\$900,000	1.7%
MERCY CORPS	\$700,368	1.3%
NCA	\$1,000,000	1.9%
NRC	\$200,000	0.4%
OVC	\$153,090	0.3%

OXFAM GB	\$120,000	0.2%
PSI	\$100,000	0.2%
PWJ	\$200,000	0.4%
RI	\$465,000	0.9%
SC-Sweden	\$150,000	0.3%
SC-UK	\$388,000	0.7%
SC-US	\$300,000	0.6%
Solidarites	\$442,500	0.8%
Stromme Foundation	\$200,000	0.4%
Tearfund	\$900,000	1.7%
VSF-B	\$300,000	0.6%
Windle Trust	\$220,000	0.4%
World Relief	\$37,000	0.1%
World Vision	\$200,000	0.4%
World Vision Sudan	\$3,190,000	5.9%

GRAND TOTAL	\$149,439,533	100.0%
--------------------	----------------------	---------------

2008 Common Humanitarian Fund for Sudan - Summary by Sector and Organisation

Monday, August 11, 2008

Sector and Organisation	Amount Allocated	Percent of Total
Basic Infrastructure and Settlement Development	\$3,923,772	2.6%
United Nations	\$1,689,325	43.1%
ILO	\$500,000	12.7%
IOM	\$400,000	10.2%
UNHCR	\$150,000	3.8%
UNICEF	\$87,785	2.2%
UNOPS	\$351,540	9.0%
WFP	\$200,000	5.1%
National NGOs	\$70,000	1.8%
SUDO	\$70,000	1.8%
International NGOs	\$2,164,447	55.2%
ACTED	\$1,011,500	25.8%
CRS	\$100,000	2.5%
ITDG (Practical Action)	\$40,000	1.0%
MERCY CORPS	\$770,447	19.6%
Solidarites	\$242,500	6.2%
Common Services and Coordination	\$18,140,764	12.1%
United Nations	\$16,584,891	91.4%
IOM	\$45,000	0.2%
OCHA	\$2,619,204	14.4%
ORCHC	\$1,853,740	10.2%
RCSO	\$3,140,168	17.3%
UNDSS	\$1,268,890	7.0%
UNEP	\$163,669	0.9%
UNHCR	\$1,659,353	9.1%
WFP	\$4,603,457	25.4%
WFP (UNJLC)	\$1,231,410	6.8%
International NGOs	\$1,555,873	8.6%
ERF Southern Sudan	\$1,480,873	8.2%
MERCY CORPS	\$75,000	0.4%
Cross-sector Support for Return	\$7,362,495	4.9%
United Nations	\$6,889,495	93.6%
IOM	\$4,994,550	67.8%
UNHCR	\$1,594,945	21.7%
UNICEF	\$300,000	4.1%

International NGOs	\$473,000	6.4%
BBC World Service Trust	\$200,000	2.7%
DED	\$273,000	3.7%
DDR	\$657,111	0.4%
United Nations	\$657,111	100.0%
UNICEF	\$516,111	78.5%
WFP	\$141,000	21.5%
Education and Culture	\$11,993,779	8.0%
United Nations	\$5,685,051	47.4%
IOM	\$300,000	2.5%
UNHCR	\$475,000	4.0%
UNICEF	\$4,694,004	39.1%
WFP	\$216,047	1.8%
National NGOs	\$900,000	7.5%
AMA	\$400,000	3.3%
ECS	\$200,000	1.7%
NHDF	\$200,000	1.7%
SUDO	\$100,000	0.8%
International NGOs	\$5,408,728	45.1%
AMURT	\$440,000	3.7%
CARITAS	\$400,000	3.3%
CRS	\$535,000	4.5%
INTERSOS	\$400,000	3.3%
IRC	\$200,000	1.7%
Islamic RW	\$70,000	0.6%
NCA	\$325,000	2.7%
NRC	\$300,000	2.5%
Samaritan's Purse	\$290,000	2.4%
SC-Sweden	\$270,728	2.3%
SC-UK	\$388,000	3.2%
SC-US	\$300,000	2.5%
Stromme Foundation	\$200,000	1.7%
Warchild Canada	\$200,000	1.7%
Windle Trust	\$220,000	1.8%
World Vision	\$210,000	1.8%
World Vision Sudan	\$450,000	3.8%
ZOA Refugee	\$210,000	1.8%

Food Security and Livelihoods	\$29,483,675	19.7%
United Nations	\$24,007,193	81.4%
FAO	\$14,876,893	50.5%
UNHCR	\$375,000	1.3%
WFP	\$8,755,300	29.7%
International NGOs	\$5,476,482	18.6%
AAH-I	\$200,000	0.7%
ADRA	\$340,000	1.2%
CARE	\$1,040,000	3.5%
COOPI	\$200,000	0.7%
CRS	\$206,900	0.7%
FAR	\$400,000	1.4%
Islamic RW	\$60,000	0.2%
MERCY CORPS	\$100,000	0.3%
OXFAM GB	\$636,500	2.2%
Samaritan's Purse	\$220,300	0.7%
SC-UK	\$200,000	0.7%
SC-US	\$500,000	1.7%
Tearfund	\$238,800	0.8%
VSF-B	\$300,000	1.0%
World Vision	\$833,982	2.8%
Governance and Rule of Law	\$480,000	0.3%
United Nations	\$330,000	68.8%
UNFPA	\$130,000	27.1%
UNIFEM	\$200,000	41.7%
International NGOs	\$150,000	31.3%
SC-Sweden	\$150,000	31.3%
Health and Nutrition	\$31,401,990	21.0%
United Nations	\$15,220,146	48.5%
IOM	\$514,000	1.6%
UNAIDS	\$200,000	0.6%
UNFPA	\$2,005,000	6.4%
UNHCR	\$200,000	0.6%
UNICEF	\$6,431,649	20.5%
WFP	\$494,662	1.6%
WHO	\$5,374,836	17.1%
National NGOs	\$255,000	0.8%
Al Manar	\$65,000	0.2%
PANCARE	\$190,000	0.6%

International NGOs	\$15,926,844	50.7%
ACF	\$478,795	1.5%
ACF-USA	\$500,000	1.6%
ADRA	\$450,000	1.4%
AHA	\$200,000	0.6%
ARC	\$689,484	2.2%
CAM	\$627,200	2.0%
CARE	\$500,000	1.6%
CCM	\$400,000	1.3%
CMA	\$200,000	0.6%
Concern	\$826,724	2.6%
COSV	\$200,000	0.6%
CRS	\$102,000	0.3%
EM-DH	\$110,000	0.4%
GOAL	\$837,146	2.7%
Humedica	\$200,000	0.6%
IMC	\$865,000	2.8%
IRC	\$200,000	0.6%
Islamic RW	\$190,000	0.6%
Johanniter	\$200,000	0.6%
Malaria Consortium	\$827,146	2.6%
Malteser	\$200,000	0.6%
MDM	\$200,000	0.6%
Medair	\$1,152,000	3.7%
Merlin	\$428,405	1.4%
Muslim Aid	\$284,106	0.9%
NCA	\$700,000	2.2%
OVCI	\$153,090	0.5%
PAI	\$572,000	1.8%
PSI	\$100,000	0.3%
RI	\$215,000	0.7%
Samaritan's Purse	\$302,146	1.0%
SC-UK	\$190,553	0.6%
SC-US	\$840,000	2.7%
Sudan Aid	\$49,050	0.2%
Tearfund	\$1,100,000	3.5%
World Relief	\$37,000	0.1%
World Vision	\$300,000	1.0%
World Vision Sudan	\$500,000	1.6%
Mine Action	\$3,599,629	2.4%
United Nations	\$3,599,629	100.0%
UNICEF	\$500,000	13.9%

UNMAS	\$3,099,629	86.1%
NFIs and Emergency Shelter	\$9,746,547	6.5%
United Nations	\$6,266,897	64.3%
IOM	\$395,000	4.1%
UNHCR	\$500,000	5.1%
UNICEF	\$3,754,850	38.5%
WFP (UNJLC)	\$1,617,047	16.6%
Red Cross/Red Crescent	\$45,000	0.5%
SRCS	\$45,000	0.5%
National NGOs	\$130,000	1.3%
SUDO	\$130,000	1.3%
International NGOs	\$3,304,650	33.9%
CARE	\$360,700	3.7%
Concern	\$363,500	3.7%
CRS	\$325,000	3.3%
DCV	\$250,000	2.6%
FAR	\$70,000	0.7%
HAI	\$55,000	0.6%
IAH	\$62,500	0.6%
IAS	\$25,000	0.3%
INTERSOS	\$70,000	0.7%
Medair	\$250,000	2.6%
NCA	\$140,950	1.4%
OXFAM GB	\$85,000	0.9%
SC-US	\$197,000	2.0%
World Vision Sudan	\$1,050,000	10.8%
Protection and Human Rights	\$10,786,824	7.2%
United Nations	\$6,788,994	62.9%
IOM	\$1,374,970	12.7%
UNFPA	\$405,000	3.8%
UNHCR	\$2,629,024	24.4%
UNICEF	\$2,004,000	18.6%
UNIFEM	\$376,000	3.5%
National NGOs	\$255,800	2.4%
KIC	\$15,000	0.1%
Klaila	\$40,800	0.4%
SSLS	\$200,000	1.9%
International NGOs	\$3,742,030	34.7%
CARE	\$65,000	0.6%

EM-DH	\$560,000	5.2%
HAI	\$250,000	2.3%
INTERSOS	\$52,000	0.5%
IRC	\$970,000	9.0%
NCA	\$150,000	1.4%
NRC	\$280,000	2.6%
Samaritan's Purse	\$170,000	1.6%
SC-Sweden	\$320,030	3.0%
SC-UK	\$160,000	1.5%
SC-US	\$215,000	2.0%
Warchild Canada	\$100,000	0.9%
World Vision Sudan	\$450,000	4.2%

Water and Sanitation	\$21,862,947	14.6%
United Nations	\$9,001,888	41.2%
IOM	\$700,000	3.2%
UNHCR	\$309,375	1.4%
UNICEF	\$7,542,513	34.5%
WHO	\$450,000	2.1%
National NGOs	\$794,728	3.6%
CDoT	\$489,000	2.2%
SUDO	\$305,728	1.4%
International NGOs	\$12,066,331	55.2%
ACF-USA	\$600,000	2.7%
ADRA	\$450,000	2.1%
ARC	\$900,000	4.1%
CAM	\$318,881	1.5%
CARE	\$500,000	2.3%
CARITAS	\$315,000	1.4%
Concern	\$200,000	0.9%
COOPI	\$400,000	1.8%
CRS	\$520,000	2.4%
GOAL	\$87,000	0.4%
IAS	\$600,000	2.7%
IMC	\$250,000	1.1%
IRC	\$600,000	2.7%
Islamic RW	\$550,000	2.5%
Medair	\$370,000	1.7%
NCA	\$978,120	4.5%
OXFAM GB	\$1,205,470	5.5%
PWJ	\$200,000	0.9%
RI	\$250,000	1.1%

SC-US	\$200,000	0.9%
Solidarites	\$200,000	0.9%
Tearfund	\$571,860	2.6%
TNM	\$200,000	0.9%
World Vision	\$860,000	3.9%
World Vision Sudan	\$740,000	3.4%

GRAND TOTAL	\$149,439,533	100.0%
--------------------	----------------------	---------------

2008 Common Humanitarian Fund for Sudan - Summary by Region, Sector and Organisation

Monday, August 11, 2008

Region, Sector and Organisation	<i>Abyei</i>	Amount Allocated	Percent of Total
Abyei		\$3,251,488	2.2%
Common Services and Coordination		\$120,000	3.7%
United Nations		\$45,000	1.4%
IOM		\$45,000	1.4%
International NGOs		\$75,000	2.3%
MERCY CORPS		\$75,000	2.3%
Education and Culture		\$600,000	18.5%
United Nations		\$500,000	15.4%
UNICEF		\$500,000	15.4%
International NGOs		\$100,000	3.1%
SC-US		\$100,000	3.1%
Food Security and Livelihoods		\$994,438	30.6%
United Nations		\$994,438	30.6%
FAO		\$494,438	15.2%
WFP		\$500,000	15.4%
Health and Nutrition		\$579,050	17.8%
United Nations		\$530,000	16.3%
UNICEF		\$280,000	8.6%
WHO		\$250,000	7.7%
International NGOs		\$49,050	1.5%
Sudan Aid		\$49,050	1.5%
NFIs and Emergency Shelter		\$348,000	10.7%
United Nations		\$242,500	7.5%
UNICEF		\$213,500	6.6%
WFP (UNJLC)		\$29,000	0.9%
International NGOs		\$105,500	3.2%
CARE		\$60,500	1.9%
SC-US		\$45,000	1.4%
Protection and Human Rights		\$130,000	4.0%
United Nations		\$130,000	4.0%
UNICEF		\$130,000	4.0%
Water and Sanitation		\$480,000	14.8%
United Nations		\$450,000	13.8%
UNICEF		\$450,000	13.8%

International NGOs	\$30,000	0.9%
GOAL	\$30,000	0.9%
<hr/>		
Blue Nile	\$6,246,978	4.2%
Basic Infrastructure and Settlement Development	\$317,864	5.1%
United Nations	\$137,785	2.2%
UNICEF	\$87,785	1.4%
UNOPS	\$50,000	0.8%
National NGOs	\$70,000	1.1%
SUDO	\$70,000	1.1%
International NGOs	\$110,079	1.8%
ITDG (Practical Action)	\$40,000	0.6%
MERCY CORPS	\$70,079	1.1%
Common Services and Coordination	\$70,000	1.1%
United Nations	\$70,000	1.1%
WFP (UNJLC)	\$70,000	1.1%
Cross-sector Support for Return	\$215,945	3.5%
United Nations	\$215,945	3.5%
UNHCR	\$215,945	3.5%
DDR	\$317,864	5.1%
United Nations	\$317,864	5.1%
UNICEF	\$242,864	3.9%
WFP	\$75,000	1.2%
Education and Culture	\$635,728	10.2%
United Nations	\$325,000	5.2%
UNHCR	\$65,000	1.0%
UNICEF	\$160,000	2.6%
WFP	\$100,000	1.6%
National NGOs	\$100,000	1.6%
SUDO	\$100,000	1.6%
International NGOs	\$210,728	3.4%
Islamic RW	\$70,000	1.1%
Samaritan's Purse	\$70,000	1.1%
SC-Sweden	\$70,728	1.1%
Food Security and Livelihoods	\$1,285,728	20.6%
United Nations	\$855,546	13.7%
FAO	\$655,546	10.5%
WFP	\$200,000	3.2%

International NGOs	\$430,182	6.9%
ADRA	\$200,000	3.2%
Islamic RW	\$60,000	1.0%
MERCY CORPS	\$100,000	1.6%
World Vision	\$70,182	1.1%
Health and Nutrition	\$1,097,728	17.6%
United Nations	\$716,291	11.5%
UNICEF	\$427,146	6.8%
WHO	\$289,146	4.6%
International NGOs	\$381,437	6.1%
GOAL	\$127,146	2.0%
Malaria Consortium	\$127,146	2.0%
Samaritan's Purse	\$127,146	2.0%
Mine Action	\$508,582	8.1%
United Nations	\$508,582	8.1%
UNMAS	\$508,582	8.1%
NFIs and Emergency Shelter	\$149,350	2.4%
United Nations	\$121,150	1.9%
UNICEF	\$73,500	1.2%
WFP (UNJLC)	\$47,650	0.8%
Red Cross/Red Crescent	\$10,000	0.2%
SRCS	\$10,000	0.2%
International NGOs	\$18,200	0.3%
CARE	\$18,200	0.3%
Protection and Human Rights	\$562,461	9.0%
United Nations	\$387,461	6.2%
UNHCR	\$237,461	3.8%
UNICEF	\$150,000	2.4%
International NGOs	\$175,000	2.8%
IRC	\$110,000	1.8%
SC-Sweden	\$65,000	1.0%
Water and Sanitation	\$1,085,728	17.4%
United Nations	\$450,000	7.2%
UNICEF	\$450,000	7.2%
National NGOs	\$105,728	1.7%
SUDO	\$105,728	1.7%
International NGOs	\$530,000	8.5%
CRS	\$120,000	1.9%
IRC	\$100,000	1.6%
World Vision	\$310,000	5.0%

Darfur	\$46,628,959	31.2%
Basic Infrastructure and Settlement Development	\$400,000	0.9%
United Nations	\$195,000	0.4%
UNOPS	\$195,000	0.4%
International NGOs	\$205,000	0.4%
ACTED	\$205,000	0.4%
Common Services and Coordination	\$4,150,001	8.9%
United Nations	\$4,150,001	8.9%
OCHA	\$1,544,204	3.3%
RCSO	\$353,475	0.8%
UNDSS	\$118,890	0.3%
UNEP	\$163,669	0.4%
UNHCR	\$1,659,353	3.6%
WFP (UNJLC)	\$310,410	0.7%
Education and Culture	\$2,250,000	4.8%
United Nations	\$600,000	1.3%
UNICEF	\$600,000	1.3%
International NGOs	\$1,650,000	3.5%
CRS	\$210,000	0.5%
INTERSOS	\$200,000	0.4%
IRC	\$200,000	0.4%
Samaritan's Purse	\$220,000	0.5%
SC-Sweden	\$200,000	0.4%
Warchild Canada	\$200,000	0.4%
World Vision	\$210,000	0.5%
ZOA Refugee	\$210,000	0.5%
Food Security and Livelihoods	\$14,600,000	31.3%
United Nations	\$12,233,700	26.2%
FAO	\$5,630,400	12.1%
UNHCR	\$200,000	0.4%
WFP	\$6,403,300	13.7%
International NGOs	\$2,366,300	5.1%
CARE	\$450,000	1.0%
COOPI	\$200,000	0.4%
CRS	\$206,900	0.4%
OXFAM GB	\$386,500	0.8%
Samaritan's Purse	\$220,300	0.5%
SC-US	\$200,000	0.4%
Tearfund	\$238,800	0.5%

World Vision	\$463,800	1.0%
Health and Nutrition	\$9,922,958	21.3%
United Nations	\$4,334,574	9.3%
UNFPA	\$525,000	1.1%
UNICEF	\$1,764,698	3.8%
WFP	\$494,662	1.1%
WHO	\$1,550,214	3.3%
International NGOs	\$5,588,384	12.0%
ACF	\$278,795	0.6%
AHA	\$200,000	0.4%
ARC	\$446,984	1.0%
CAM	\$627,200	1.3%
CARE	\$200,000	0.4%
Concern	\$200,000	0.4%
COSV	\$200,000	0.4%
Humedica	\$200,000	0.4%
IMC	\$545,000	1.2%
Islamic RW	\$190,000	0.4%
Johanniter	\$200,000	0.4%
Malaria Consortium	\$200,000	0.4%
Malteser	\$200,000	0.4%
Medair	\$200,000	0.4%
Merlin	\$428,405	0.9%
Muslim Aid	\$200,000	0.4%
PAI	\$572,000	1.2%
Tearfund	\$200,000	0.4%
World Vision	\$300,000	0.6%
NFIs and Emergency Shelter	\$3,246,000	7.0%
United Nations	\$2,372,000	5.1%
IOM	\$95,000	0.2%
UNHCR	\$200,000	0.4%
UNICEF	\$1,200,000	2.6%
WFP (UNJLC)	\$877,000	1.9%
National NGOs	\$50,000	0.1%
SUDO	\$50,000	0.1%
International NGOs	\$824,000	1.8%
Concern	\$363,500	0.8%
CRS	\$125,000	0.3%
HAI	\$55,000	0.1%
IAH	\$62,500	0.1%
INTERSOS	\$70,000	0.2%
NCA	\$78,000	0.2%

SC-US	\$70,000	0.2%
Protection and Human Rights	\$4,110,000	8.8%
United Nations	\$2,824,970	6.1%
IOM	\$894,970	1.9%
UNFPA	\$370,000	0.8%
UNHCR	\$1,200,000	2.6%
UNICEF	\$300,000	0.6%
UNIFEM	\$60,000	0.1%
International NGOs	\$1,285,030	2.8%
EM-DH	\$360,000	0.8%
IRC	\$150,000	0.3%
NCA	\$150,000	0.3%
Samaritan's Purse	\$170,000	0.4%
SC-Sweden	\$255,030	0.5%
SC-US	\$100,000	0.2%
Warchild Canada	\$100,000	0.2%
Water and Sanitation	\$7,950,000	17.0%
United Nations	\$1,995,669	4.3%
UNICEF	\$1,545,669	3.3%
WHO	\$450,000	1.0%
International NGOs	\$5,954,331	12.8%
ADRA	\$450,000	1.0%
ARC	\$550,000	1.2%
CAM	\$318,881	0.7%
CARE	\$300,000	0.6%
Concern	\$200,000	0.4%
COOPI	\$200,000	0.4%
CRS	\$200,000	0.4%
IMC	\$250,000	0.5%
IRC	\$200,000	0.4%
Islamic RW	\$200,000	0.4%
Medair	\$200,000	0.4%
NCA	\$278,120	0.6%
OXFAM GB	\$1,085,470	2.3%
SC-US	\$200,000	0.4%
Tearfund	\$571,860	1.2%
TNM	\$200,000	0.4%
World Vision	\$550,000	1.2%

Eastern States	\$9,349,527	6.3%
Basic Infrastructure and Settlement Development	\$500,000	5.3%
United Nations	\$500,000	5.3%
ILO	\$500,000	5.3%
Common Services and Coordination	\$70,000	0.7%
United Nations	\$70,000	0.7%
WFP (UNJLC)	\$70,000	0.7%
DDR	\$216,047	2.3%
United Nations	\$216,047	2.3%
UNICEF	\$150,047	1.6%
WFP	\$66,000	0.7%
Education and Culture	\$116,047	1.2%
United Nations	\$116,047	1.2%
WFP	\$116,047	1.2%
Food Security and Livelihoods	\$2,952,959	31.6%
United Nations	\$2,502,959	26.8%
FAO	\$1,575,959	16.9%
UNHCR	\$175,000	1.9%
WFP	\$752,000	8.0%
International NGOs	\$450,000	4.8%
OXFAM GB	\$250,000	2.7%
SC-UK	\$200,000	2.1%
Health and Nutrition	\$1,692,645	18.1%
United Nations	\$942,986	10.1%
UNFPA	\$50,000	0.5%
UNHCR	\$200,000	2.1%
UNICEF	\$200,000	2.1%
WHO	\$492,986	5.3%
International NGOs	\$749,659	8.0%
Malaria Consortium	\$300,000	3.2%
Muslim Aid	\$84,106	0.9%
Samaritan's Purse	\$175,000	1.9%
SC-UK	\$190,553	2.0%
Mine Action	\$1,016,047	10.9%
United Nations	\$1,016,047	10.9%
UNMAS	\$1,016,047	10.9%

NFIs and Emergency Shelter	\$609,297	6.5%
United Nations	\$489,297	5.2%
UNHCR	\$300,000	3.2%
WFP (UNJLC)	\$189,297	2.0%
Red Cross/Red Crescent	\$35,000	0.4%
SRCS	\$35,000	0.4%
International NGOs	\$85,000	0.9%
OXFAM GB	\$85,000	0.9%
Protection and Human Rights	\$476,563	5.1%
United Nations	\$386,563	4.1%
UNHCR	\$336,563	3.6%
UNICEF	\$50,000	0.5%
International NGOs	\$90,000	1.0%
SC-UK	\$90,000	1.0%
Water and Sanitation	\$1,699,922	18.2%
United Nations	\$1,342,922	14.4%
UNHCR	\$309,375	3.3%
UNICEF	\$1,033,547	11.1%
International NGOs	\$357,000	3.8%
GOAL	\$57,000	0.6%
IRC	\$300,000	3.2%
Khartoum and Other Northern States	\$5,237,250	3.5%
Basic Infrastructure and Settlement Development	\$100,000	1.9%
International NGOs	\$100,000	1.9%
CRS	\$100,000	1.9%
Cross-sector Support for Return	\$500,000	9.5%
United Nations	\$500,000	9.5%
IOM	\$500,000	9.5%
Education and Culture	\$402,000	7.7%
United Nations	\$152,000	2.9%
UNICEF	\$152,000	2.9%
International NGOs	\$250,000	4.8%
CRS	\$125,000	2.4%
NCA	\$125,000	2.4%
Food Security and Livelihoods	\$737,000	14.1%
United Nations	\$357,000	6.8%
FAO	\$357,000	6.8%

International NGOs	\$380,000	7.3%
ADRA	\$140,000	2.7%
CARE	\$140,000	2.7%
World Vision	\$100,000	1.9%
Health and Nutrition	\$1,268,000	24.2%
United Nations	\$889,000	17.0%
IOM	\$314,000	6.0%
UNICEF	\$369,000	7.0%
WHO	\$206,000	3.9%
National NGOs	\$65,000	1.2%
Al Manar	\$65,000	1.2%
International NGOs	\$314,000	6.0%
CRS	\$102,000	1.9%
EM-DH	\$110,000	2.1%
Medair	\$102,000	1.9%
NFIs and Emergency Shelter	\$446,250	8.5%
United Nations	\$196,250	3.7%
WFP (UNJLC)	\$196,250	3.7%
National NGOs	\$80,000	1.5%
SUDO	\$80,000	1.5%
International NGOs	\$170,000	3.2%
CARE	\$100,000	1.9%
FAR	\$70,000	1.3%
Protection and Human Rights	\$862,000	16.5%
United Nations	\$595,000	11.4%
IOM	\$80,000	1.5%
UNHCR	\$280,000	5.3%
UNICEF	\$235,000	4.5%
International NGOs	\$267,000	5.1%
CARE	\$65,000	1.2%
INTERSOS	\$52,000	1.0%
NRC	\$80,000	1.5%
SC-UK	\$70,000	1.3%
Water and Sanitation	\$922,000	17.6%
United Nations	\$322,000	6.1%
UNICEF	\$322,000	6.1%
National NGOs	\$200,000	3.8%
SUDO	\$200,000	3.8%
International NGOs	\$400,000	7.6%
CRS	\$200,000	3.8%

Islamic RW	\$200,000	3.8%
<hr/>		
National Programmes	\$12,985,828	8.7%
Common Services and Coordination	\$7,175,828	55.3%
United Nations	\$7,175,828	55.3%
OCHA	\$400,000	3.1%
ORCHC	\$1,135,000	8.7%
RCSO	\$637,371	4.9%
UNDSS	\$400,000	3.1%
WFP	\$4,603,457	35.4%
Cross-sector Support for Return	\$2,000,000	15.4%
United Nations	\$1,800,000	13.9%
IOM	\$1,500,000	11.6%
UNICEF	\$300,000	2.3%
International NGOs	\$200,000	1.5%
BBC World Service Trust	\$200,000	1.5%
Food Security and Livelihoods	\$875,000	6.7%
United Nations	\$875,000	6.7%
FAO	\$875,000	6.7%
Mine Action	\$1,725,000	13.3%
United Nations	\$1,725,000	13.3%
UNICEF	\$500,000	3.9%
UNMAS	\$1,225,000	9.4%
Protection and Human Rights	\$680,000	5.2%
United Nations	\$680,000	5.2%
UNHCR	\$325,000	2.5%
UNICEF	\$289,000	2.2%
UNIFEM	\$66,000	0.5%
Water and Sanitation	\$530,000	4.1%
United Nations	\$530,000	4.1%
UNICEF	\$530,000	4.1%
<hr/>		
Northern Sudan	\$1,625,000	1.1%
NFIs and Emergency Shelter	\$1,625,000	100.0%
United Nations	\$1,625,000	100.0%
UNICEF	\$1,625,000	100.0%

Southern Kordofan	\$10,129,758	6.8%
Common Services and Coordination	\$579,322	5.7%
United Nations	\$579,322	5.7%
RCSO	\$548,322	5.4%
WFP (UNJLC)	\$31,000	0.3%
Cross-sector Support for Return	\$154,000	1.5%
United Nations	\$154,000	1.5%
IOM	\$154,000	1.5%
DDR	\$123,200	1.2%
United Nations	\$123,200	1.2%
UNICEF	\$123,200	1.2%
Education and Culture	\$1,350,586	13.3%
United Nations	\$650,586	6.4%
UNICEF	\$650,586	6.4%
International NGOs	\$700,000	6.9%
NCA	\$200,000	2.0%
NRC	\$300,000	3.0%
SC-US	\$200,000	2.0%
Food Security and Livelihoods	\$2,430,000	24.0%
United Nations	\$1,280,000	12.6%
FAO	\$1,080,000	10.7%
WFP	\$200,000	2.0%
International NGOs	\$1,150,000	11.4%
CARE	\$450,000	4.4%
FAR	\$400,000	3.9%
SC-US	\$300,000	3.0%
Health and Nutrition	\$2,195,200	21.7%
United Nations	\$1,065,200	10.5%
UNICEF	\$590,100	5.8%
WHO	\$475,100	4.7%
National NGOs	\$190,000	1.9%
PANCARE	\$190,000	1.9%
International NGOs	\$940,000	9.3%
Medair	\$200,000	2.0%
NCA	\$200,000	2.0%
SC-US	\$540,000	5.3%

NFIs and Emergency Shelter	\$572,650	5.7%
United Nations	\$220,700	2.2%
UNICEF	\$142,850	1.4%
WFP (UNJLC)	\$77,850	0.8%
International NGOs	\$351,950	3.5%
CARE	\$182,000	1.8%
IAS	\$25,000	0.2%
NCA	\$62,950	0.6%
SC-US	\$82,000	0.8%
Protection and Human Rights	\$990,800	9.8%
United Nations	\$685,000	6.8%
UNFPA	\$35,000	0.3%
UNICEF	\$650,000	6.4%
National NGOs	\$55,800	0.6%
KIC	\$15,000	0.1%
Klaila	\$40,800	0.4%
International NGOs	\$250,000	2.5%
IRC	\$135,000	1.3%
SC-US	\$115,000	1.1%
Water and Sanitation	\$1,734,000	17.1%
United Nations	\$914,000	9.0%
IOM	\$200,000	2.0%
UNICEF	\$714,000	7.0%
International NGOs	\$820,000	8.1%
CARE	\$200,000	2.0%
IAS	\$100,000	1.0%
Islamic RW	\$150,000	1.5%
Medair	\$170,000	1.7%
NCA	\$200,000	2.0%
Southern Sudan	\$53,984,745	36.1%
Basic Infrastructure and Settlement Development	\$2,605,908	4.8%
United Nations	\$856,540	1.6%
IOM	\$400,000	0.7%
UNHCR	\$150,000	0.3%
UNOPS	\$106,540	0.2%
WFP	\$200,000	0.4%
International NGOs	\$1,749,368	3.2%
ACTED	\$806,500	1.5%
MERCY CORPS	\$700,368	1.3%

Solidarites	\$242,500	0.4%
Common Services and Coordination	\$5,975,613	11.1%
United Nations	\$4,494,740	8.3%
OCHA	\$675,000	1.3%
ORCHC	\$718,740	1.3%
RCSO	\$1,601,000	3.0%
UNDSS	\$750,000	1.4%
WFP (UNJLC)	\$750,000	1.4%
International NGOs	\$1,480,873	2.7%
ERF Southern Sudan	\$1,480,873	2.7%
Cross-sector Support for Return	\$4,492,550	8.3%
United Nations	\$4,219,550	7.8%
IOM	\$2,840,550	5.3%
UNHCR	\$1,379,000	2.6%
International NGOs	\$273,000	0.5%
DED	\$273,000	0.5%
Education and Culture	\$6,639,418	12.3%
United Nations	\$3,341,418	6.2%
IOM	\$300,000	0.6%
UNHCR	\$410,000	0.8%
UNICEF	\$2,631,418	4.9%
National NGOs	\$800,000	1.5%
AMA	\$400,000	0.7%
ECS	\$200,000	0.4%
NHDF	\$200,000	0.4%
International NGOs	\$2,498,000	4.6%
AMURT	\$440,000	0.8%
CARITAS	\$400,000	0.7%
CRS	\$200,000	0.4%
INTERSOS	\$200,000	0.4%
SC-UK	\$388,000	0.7%
Stomme Foundation	\$200,000	0.4%
Windle Trust	\$220,000	0.4%
World Vision Sudan	\$450,000	0.8%
Food Security and Livelihoods	\$5,608,550	10.4%
United Nations	\$4,908,550	9.1%
FAO	\$4,208,550	7.8%
WFP	\$700,000	1.3%
International NGOs	\$700,000	1.3%
AAH-I	\$200,000	0.4%

VSF-B	\$300,000	0.6%
World Vision	\$200,000	0.4%
Governance and Rule of Law	\$480,000	0.9%
United Nations	\$330,000	0.6%
UNFPA	\$130,000	0.2%
UNIFEM	\$200,000	0.4%
International NGOs	\$150,000	0.3%
SC-Sweden	\$150,000	0.3%
Health and Nutrition	\$14,646,409	27.1%
United Nations	\$6,742,095	12.5%
IOM	\$200,000	0.4%
UNAIDS	\$200,000	0.4%
UNFPA	\$1,430,000	2.6%
UNICEF	\$2,800,705	5.2%
WHO	\$2,111,390	3.9%
International NGOs	\$7,904,314	14.6%
ACF	\$200,000	0.4%
ACF-USA	\$500,000	0.9%
ADRA	\$450,000	0.8%
ARC	\$242,500	0.4%
CARE	\$300,000	0.6%
CCM	\$400,000	0.7%
CMA	\$200,000	0.4%
Concern	\$626,724	1.2%
GOAL	\$710,000	1.3%
IMC	\$320,000	0.6%
IRC	\$200,000	0.4%
Malaria Consortium	\$200,000	0.4%
MDM	\$200,000	0.4%
Medair	\$650,000	1.2%
NCA	\$500,000	0.9%
OVCII	\$153,090	0.3%
PSI	\$100,000	0.2%
RI	\$215,000	0.4%
SC-US	\$300,000	0.6%
Tearfund	\$900,000	1.7%
World Relief	\$37,000	0.1%
World Vision Sudan	\$500,000	0.9%
Mine Action	\$350,000	0.6%
United Nations	\$350,000	0.6%
UNMAS	\$350,000	0.6%

NFIs and Emergency Shelter	\$2,750,000	5.1%
United Nations	\$1,000,000	1.9%
IOM	\$300,000	0.6%
UNICEF	\$500,000	0.9%
WFP (UNJLC)	\$200,000	0.4%
International NGOs	\$1,750,000	3.2%
CRS	\$200,000	0.4%
DCV	\$250,000	0.5%
Medair	\$250,000	0.5%
World Vision Sudan	\$1,050,000	1.9%
Protection and Human Rights	\$2,975,000	5.5%
United Nations	\$1,100,000	2.0%
IOM	\$400,000	0.7%
UNHCR	\$250,000	0.5%
UNICEF	\$200,000	0.4%
UNIFEM	\$250,000	0.5%
National NGOs	\$200,000	0.4%
SSLS	\$200,000	0.4%
International NGOs	\$1,675,000	3.1%
EM-DH	\$200,000	0.4%
HAI	\$250,000	0.5%
IRC	\$575,000	1.1%
NRC	\$200,000	0.4%
World Vision Sudan	\$450,000	0.8%
Water and Sanitation	\$7,461,297	13.8%
United Nations	\$2,997,297	5.6%
IOM	\$500,000	0.9%
UNICEF	\$2,497,297	4.6%
National NGOs	\$489,000	0.9%
CDoT	\$489,000	0.9%
International NGOs	\$3,975,000	7.4%
ACF-USA	\$600,000	1.1%
ARC	\$350,000	0.6%
CARITAS	\$315,000	0.6%
COOPI	\$200,000	0.4%
IAS	\$500,000	0.9%
NCA	\$500,000	0.9%
OXFAM GB	\$120,000	0.2%
PWJ	\$200,000	0.4%
RI	\$250,000	0.5%
Solidarites	\$200,000	0.4%
World Vision Sudan	\$740,000	1.4%

GRAND TOTAL

\$149,439,533

100.0%

2008 Common Humanitarian Fund for Sudan - Summary by Sector, Region and Organisation

Monday, August 11, 2008

Basic Infrastructure and Settlement Development	\$3,923,772	2.6%
Blue Nile	\$317,864	100.0%
United Nations	\$137,785	43.3%
UNICEF	\$87,785	27.6%
UNOPS	\$50,000	15.7%
National NGOs	\$70,000	22.0%
SUDO	\$70,000	22.0%
International NGOs	\$110,079	34.6%
ITDG (Practical Action)	\$40,000	12.6%
MERCY CORPS	\$70,079	22.0%
Darfur	\$400,000	100.0%
United Nations	\$195,000	48.8%
UNOPS	\$195,000	48.8%
International NGOs	\$205,000	51.3%
ACTED	\$205,000	51.3%
Eastern States	\$500,000	100.0%
United Nations	\$500,000	100.0%
ILO	\$500,000	100.0%
Khartoum and Other Northern States	\$100,000	100.0%
International NGOs	\$100,000	100.0%
CRS	\$100,000	100.0%
Southern Sudan	\$2,605,908	100.0%
United Nations	\$856,540	32.9%
IOM	\$400,000	15.3%
UNHCR	\$150,000	5.8%
UNOPS	\$106,540	4.1%
WFP	\$200,000	7.7%
International NGOs	\$1,749,368	67.1%
ACTED	\$806,500	30.9%
MERCY CORPS	\$700,368	26.9%
Solidarites	\$242,500	9.3%

Common Services and Coordination	\$18,140,764	12.1%
Abyei	\$120,000	100.0%
United Nations	\$45,000	37.5%
IOM	\$45,000	37.5%
International NGOs	\$75,000	62.5%
MERCY CORPS	\$75,000	62.5%
Blue Nile	\$70,000	100.0%
United Nations	\$70,000	100.0%
WFP (UNJLC)	\$70,000	100.0%
Darfur	\$4,150,001	100.0%
United Nations	\$4,150,001	100.0%
OCHA	\$1,544,204	37.2%
RCSO	\$353,475	8.5%
UNDSS	\$118,890	2.9%
UNEP	\$163,669	3.9%
UNHCR	\$1,659,353	40.0%
WFP (UNJLC)	\$310,410	7.5%
Eastern States	\$70,000	100.0%
United Nations	\$70,000	100.0%
WFP (UNJLC)	\$70,000	100.0%
National Programmes	\$7,175,828	100.0%
United Nations	\$7,175,828	100.0%
OCHA	\$400,000	5.6%
ORCHC	\$1,135,000	15.8%
RCSO	\$637,371	8.9%
UNDSS	\$400,000	5.6%
WFP	\$4,603,457	64.2%
Southern Kordofan	\$579,322	100.0%
United Nations	\$579,322	100.0%
RCSO	\$548,322	94.6%

WFP (UNJLC)	\$31,000	5.4%
-------------	----------	------

Southern Sudan	\$5,975,613	100.0%
United Nations	\$4,494,740	75.2%
OCHA	\$675,000	11.3%
ORCHC	\$718,740	12.0%
RCSO	\$1,601,000	26.8%
UNDSS	\$750,000	12.6%
WFP (UNJLC)	\$750,000	12.6%
International NGOs	\$1,480,873	24.8%
ERF Southern Sudan	\$1,480,873	24.8%

Cross-sector Support for Return	\$7,362,495	4.9%
--	--------------------	-------------

Blue Nile	\$215,945	100.0%
United Nations	\$215,945	100.0%
UNHCR	\$215,945	100.0%

Khartoum and Other Northern States	\$500,000	100.0%
United Nations	\$500,000	100.0%
IOM	\$500,000	100.0%

National Programmes	\$2,000,000	100.0%
United Nations	\$1,800,000	90.0%
IOM	\$1,500,000	75.0%
UNICEF	\$300,000	15.0%
International NGOs	\$200,000	10.0%
BBC World Service Trust	\$200,000	10.0%

Southern Kordofan	\$154,000	100.0%
United Nations	\$154,000	100.0%
IOM	\$154,000	100.0%

Southern Sudan	\$4,492,550	100.0%
United Nations	\$4,219,550	93.9%
IOM	\$2,840,550	63.2%

UNHCR	\$1,379,000	30.7%
International NGOs	\$273,000	6.1%
DED	\$273,000	6.1%
<hr/>		
DDR	\$657,111	0.4%
Blue Nile	\$317,864	100.0%
United Nations	\$317,864	100.0%
UNICEF	\$242,864	76.4%
WFP	\$75,000	23.6%
<hr/>		
Eastern States	\$216,047	100.0%
United Nations	\$216,047	100.0%
UNICEF	\$150,047	69.5%
WFP	\$66,000	30.5%
<hr/>		
Southern Kordofan	\$123,200	100.0%
United Nations	\$123,200	100.0%
UNICEF	\$123,200	100.0%
<hr/>		
Education and Culture	\$11,993,779	8.0%
Abyei	\$600,000	100.0%
United Nations	\$500,000	83.3%
UNICEF	\$500,000	83.3%
International NGOs	\$100,000	16.7%
SC-US	\$100,000	16.7%
<hr/>		
Blue Nile	\$635,728	100.0%
United Nations	\$325,000	51.1%
UNHCR	\$65,000	10.2%
UNICEF	\$160,000	25.2%
WFP	\$100,000	15.7%
National NGOs	\$100,000	15.7%
SUDO	\$100,000	15.7%
International NGOs	\$210,728	33.1%
Islamic RW	\$70,000	11.0%

Samaritan's Purse	\$70,000	11.0%
SC-Sweden	\$70,728	11.1%

Darfur	\$2,250,000	100.0%
United Nations	\$600,000	26.7%
UNICEF	\$600,000	26.7%
International NGOs	\$1,650,000	73.3%
CRS	\$210,000	9.3%
INTERSOS	\$200,000	8.9%
IRC	\$200,000	8.9%
Samaritan's Purse	\$220,000	9.8%
SC-Sweden	\$200,000	8.9%
Warchild Canada	\$200,000	8.9%
World Vision	\$210,000	9.3%
ZOA Refugee	\$210,000	9.3%

Eastern States	\$116,047	100.0%
United Nations	\$116,047	100.0%
WFP	\$116,047	100.0%

Khartoum and Other Northern States	\$402,000	100.0%
United Nations	\$152,000	37.8%
UNICEF	\$152,000	37.8%
International NGOs	\$250,000	62.2%
CRS	\$125,000	31.1%
NCA	\$125,000	31.1%

Southern Kordofan	\$1,350,586	100.0%
United Nations	\$650,586	48.2%
UNICEF	\$650,586	48.2%
International NGOs	\$700,000	51.8%
NCA	\$200,000	14.8%
NRC	\$300,000	22.2%
SC-US	\$200,000	14.8%

Southern Sudan	\$6,639,418	100.0%
United Nations	\$3,341,418	50.3%
IOM	\$300,000	4.5%
UNHCR	\$410,000	6.2%
UNICEF	\$2,631,418	39.6%
National NGOs	\$800,000	12.0%
AMA	\$400,000	6.0%
ECS	\$200,000	3.0%
NHDF	\$200,000	3.0%
International NGOs	\$2,498,000	37.6%
AMURT	\$440,000	6.6%
CARITAS	\$400,000	6.0%
CRS	\$200,000	3.0%
INTERSOS	\$200,000	3.0%
SC-UK	\$388,000	5.8%
Stromme Foundation	\$200,000	3.0%
Windle Trust	\$220,000	3.3%
World Vision Sudan	\$450,000	6.8%

Food Security and Livelihoods	\$29,483,675	19.7%
Abyei	\$994,438	100.0%
United Nations	\$994,438	100.0%
FAO	\$494,438	49.7%
WFP	\$500,000	50.3%

Blue Nile	\$1,285,728	100.0%
United Nations	\$855,546	66.5%
FAO	\$655,546	51.0%
WFP	\$200,000	15.6%
International NGOs	\$430,182	33.5%
ADRA	\$200,000	15.6%
Islamic RW	\$60,000	4.7%
MERCY CORPS	\$100,000	7.8%
World Vision	\$70,182	5.5%

Darfur	\$14,600,000	100.0%
United Nations	\$12,233,700	83.8%
FAO	\$5,630,400	38.6%

UNHCR	\$200,000	1.4%
WFP	\$6,403,300	43.9%
International NGOs	\$2,366,300	16.2%
CARE	\$450,000	3.1%
COOPI	\$200,000	1.4%
CRS	\$206,900	1.4%
OXFAM GB	\$386,500	2.6%
Samaritan's Purse	\$220,300	1.5%
SC-US	\$200,000	1.4%
Tearfund	\$238,800	1.6%
World Vision	\$463,800	3.2%

Eastern States	\$2,952,959	100.0%
United Nations	\$2,502,959	84.8%
FAO	\$1,575,959	53.4%
UNHCR	\$175,000	5.9%
WFP	\$752,000	25.5%
International NGOs	\$450,000	15.2%
OXFAM GB	\$250,000	8.5%
SC-UK	\$200,000	6.8%

Khartoum and Other Northern States	\$737,000	100.0%
United Nations	\$357,000	48.4%
FAO	\$357,000	48.4%
International NGOs	\$380,000	51.6%
ADRA	\$140,000	19.0%
CARE	\$140,000	19.0%
World Vision	\$100,000	13.6%

National Programmes	\$875,000	100.0%
United Nations	\$875,000	100.0%
FAO	\$875,000	100.0%

Southern Kordofan	\$2,430,000	100.0%
United Nations	\$1,280,000	52.7%
FAO	\$1,080,000	44.4%
WFP	\$200,000	8.2%
International NGOs	\$1,150,000	47.3%

CARE	\$450,000	18.5%
FAR	\$400,000	16.5%
SC-US	\$300,000	12.3%

Southern Sudan	\$5,608,550	100.0%
United Nations	\$4,908,550	87.5%
FAO	\$4,208,550	75.0%
WFP	\$700,000	12.5%
International NGOs	\$700,000	12.5%
AAH-I	\$200,000	3.6%
VSF-B	\$300,000	5.3%
World Vision	\$200,000	3.6%

Governance and Rule of Law	\$480,000	0.3%
Southern Sudan	\$480,000	100.0%
United Nations	\$330,000	68.8%
UNFPA	\$130,000	27.1%
UNIFEM	\$200,000	41.7%
International NGOs	\$150,000	31.3%
SC-Sweden	\$150,000	31.3%

Health and Nutrition	\$31,401,990	21.0%
Abyei	\$579,050	100.0%
United Nations	\$530,000	91.5%
UNICEF	\$280,000	48.4%
WHO	\$250,000	43.2%
International NGOs	\$49,050	8.5%
Sudan Aid	\$49,050	8.5%

Blue Nile	\$1,097,728	100.0%
United Nations	\$716,291	65.3%
UNICEF	\$427,146	38.9%
WHO	\$289,146	26.3%
International NGOs	\$381,437	34.7%
GOAL	\$127,146	11.6%
Malaria Consortium	\$127,146	11.6%

Samaritan's Purse	\$127,146	11.6%
-------------------	-----------	-------

Darfur	\$9,922,958	100.0%
United Nations	\$4,334,574	43.7%
UNFPA	\$525,000	5.3%
UNICEF	\$1,764,698	17.8%
WFP	\$494,662	5.0%
WHO	\$1,550,214	15.6%
International NGOs	\$5,588,384	56.3%
ACF	\$278,795	2.8%
AHA	\$200,000	2.0%
ARC	\$446,984	4.5%
CAM	\$627,200	6.3%
CARE	\$200,000	2.0%
Concern	\$200,000	2.0%
COSV	\$200,000	2.0%
Humedica	\$200,000	2.0%
IMC	\$545,000	5.5%
Islamic RW	\$190,000	1.9%
Johanniter	\$200,000	2.0%
Malaria Consortium	\$200,000	2.0%
Malteser	\$200,000	2.0%
Medair	\$200,000	2.0%
Merlin	\$428,405	4.3%
Muslim Aid	\$200,000	2.0%
PAI	\$572,000	5.8%
Tearfund	\$200,000	2.0%
World Vision	\$300,000	3.0%

Eastern States	\$1,692,645	100.0%
United Nations	\$942,986	55.7%
UNFPA	\$50,000	3.0%
UNHCR	\$200,000	11.8%
UNICEF	\$200,000	11.8%
WHO	\$492,986	29.1%
International NGOs	\$749,659	44.3%
Malaria Consortium	\$300,000	17.7%
Muslim Aid	\$84,106	5.0%
Samaritan's Purse	\$175,000	10.3%
SC-UK	\$190,553	11.3%

Khartoum and Other Northern States	\$1,268,000	100.0%
United Nations	\$889,000	70.1%
IOM	\$314,000	24.8%
UNICEF	\$369,000	29.1%
WHO	\$206,000	16.2%
National NGOs	\$65,000	5.1%
Al Manar	\$65,000	5.1%
International NGOs	\$314,000	24.8%
CRS	\$102,000	8.0%
EM-DH	\$110,000	8.7%
Medair	\$102,000	8.0%

Southern Kordofan	\$2,195,200	100.0%
United Nations	\$1,065,200	48.5%
UNICEF	\$590,100	26.9%
WHO	\$475,100	21.6%
National NGOs	\$190,000	8.7%
PANCARE	\$190,000	8.7%
International NGOs	\$940,000	42.8%
Medair	\$200,000	9.1%
NCA	\$200,000	9.1%
SC-US	\$540,000	24.6%

Southern Sudan	\$14,646,409	100.0%
United Nations	\$6,742,095	46.0%
IOM	\$200,000	1.4%
UNAIDS	\$200,000	1.4%
UNFPA	\$1,430,000	9.8%
UNICEF	\$2,800,705	19.1%
WHO	\$2,111,390	14.4%
International NGOs	\$7,904,314	54.0%
ACF	\$200,000	1.4%
ACF-USA	\$500,000	3.4%
ADRA	\$450,000	3.1%
ARC	\$242,500	1.7%
CARE	\$300,000	2.0%
CCM	\$400,000	2.7%
CMA	\$200,000	1.4%
Concern	\$626,724	4.3%

GOAL	\$710,000	4.8%
IMC	\$320,000	2.2%
IRC	\$200,000	1.4%
Malaria Consortium	\$200,000	1.4%
MDM	\$200,000	1.4%
Medair	\$650,000	4.4%
NCA	\$500,000	3.4%
OVCI	\$153,090	1.0%
PSI	\$100,000	0.7%
RI	\$215,000	1.5%
SC-US	\$300,000	2.0%
Tearfund	\$900,000	6.1%
World Relief	\$37,000	0.3%
World Vision Sudan	\$500,000	3.4%

Mine Action	\$3,599,629	2.4%
Blue Nile	\$508,582	100.0%
United Nations	\$508,582	100.0%
UNMAS	\$508,582	100.0%

Eastern States	\$1,016,047	100.0%
United Nations	\$1,016,047	100.0%
UNMAS	\$1,016,047	100.0%

National Programmes	\$1,725,000	100.0%
United Nations	\$1,725,000	100.0%
UNICEF	\$500,000	29.0%
UNMAS	\$1,225,000	71.0%

Southern Sudan	\$350,000	100.0%
United Nations	\$350,000	100.0%
UNMAS	\$350,000	100.0%

NFIs and Emergency Shelter	\$9,746,547	6.5%
Abyei	\$348,000	100.0%
United Nations	\$242,500	69.7%
UNICEF	\$213,500	61.4%
WFP (UNJLC)	\$29,000	8.3%
International NGOs	\$105,500	30.3%
CARE	\$60,500	17.4%
SC-US	\$45,000	12.9%

Blue Nile	\$149,350	100.0%
United Nations	\$121,150	81.1%
UNICEF	\$73,500	49.2%
WFP (UNJLC)	\$47,650	31.9%
Red Cross/Red Crescent	\$10,000	6.7%
SRCS	\$10,000	6.7%
International NGOs	\$18,200	12.2%
CARE	\$18,200	12.2%

Darfur	\$3,246,000	100.0%
United Nations	\$2,372,000	73.1%
IOM	\$95,000	2.9%
UNHCR	\$200,000	6.2%
UNICEF	\$1,200,000	37.0%
WFP (UNJLC)	\$877,000	27.0%
National NGOs	\$50,000	1.5%
SUDO	\$50,000	1.5%
International NGOs	\$824,000	25.4%
Concern	\$363,500	11.2%
CRS	\$125,000	3.9%
HAI	\$55,000	1.7%
IAH	\$62,500	1.9%
INTERSOS	\$70,000	2.2%
NCA	\$78,000	2.4%
SC-US	\$70,000	2.2%

Eastern States	\$609,297	100.0%
United Nations	\$489,297	80.3%
UNHCR	\$300,000	49.2%

WFP (UNJLC)	\$189,297	31.1%
Red Cross/Red Crescent	\$35,000	5.7%
SRCS	\$35,000	5.7%
International NGOs	\$85,000	14.0%
OXFAM GB	\$85,000	14.0%

Khartoum and Other Northern States	\$446,250	100.0%
United Nations	\$196,250	44.0%
WFP (UNJLC)	\$196,250	44.0%
National NGOs	\$80,000	17.9%
SUDO	\$80,000	17.9%
International NGOs	\$170,000	38.1%
CARE	\$100,000	22.4%
FAR	\$70,000	15.7%

Northern Sudan	\$1,625,000	100.0%
United Nations	\$1,625,000	100.0%
UNICEF	\$1,625,000	100.0%

Southern Kordofan	\$572,650	100.0%
United Nations	\$220,700	38.5%
UNICEF	\$142,850	24.9%
WFP (UNJLC)	\$77,850	13.6%
International NGOs	\$351,950	61.5%
CARE	\$182,000	31.8%
IAS	\$25,000	4.4%
NCA	\$62,950	11.0%
SC-US	\$82,000	14.3%

Southern Sudan	\$2,750,000	100.0%
United Nations	\$1,000,000	36.4%
IOM	\$300,000	10.9%
UNICEF	\$500,000	18.2%
WFP (UNJLC)	\$200,000	7.3%
International NGOs	\$1,750,000	63.6%
CRS	\$200,000	7.3%
DCV	\$250,000	9.1%
Medair	\$250,000	9.1%

World Vision Sudan	\$1,050,000	38.2%
Protection and Human Rights	\$10,786,824	7.2%
Abyei	\$130,000	100.0%
United Nations	\$130,000	100.0%
UNICEF	\$130,000	100.0%
Blue Nile	\$562,461	100.0%
United Nations	\$387,461	68.9%
UNHCR	\$237,461	42.2%
UNICEF	\$150,000	26.7%
International NGOs	\$175,000	31.1%
IRC	\$110,000	19.6%
SC-Sweden	\$65,000	11.6%
Darfur	\$4,110,000	100.0%
United Nations	\$2,824,970	68.7%
IOM	\$894,970	21.8%
UNFPA	\$370,000	9.0%
UNHCR	\$1,200,000	29.2%
UNICEF	\$300,000	7.3%
UNIFEM	\$60,000	1.5%
International NGOs	\$1,285,030	31.3%
EM-DH	\$360,000	8.8%
IRC	\$150,000	3.6%
NCA	\$150,000	3.6%
Samaritan's Purse	\$170,000	4.1%
SC-Sweden	\$255,030	6.2%
SC-US	\$100,000	2.4%
Warchild Canada	\$100,000	2.4%
Eastern States	\$476,563	100.0%
United Nations	\$386,563	81.1%
UNHCR	\$336,563	70.6%
UNICEF	\$50,000	10.5%
International NGOs	\$90,000	18.9%
SC-UK	\$90,000	18.9%

Khartoum and Other Northern States	\$862,000	100.0%
United Nations	\$595,000	69.0%
IOM	\$80,000	9.3%
UNHCR	\$280,000	32.5%
UNICEF	\$235,000	27.3%
International NGOs	\$267,000	31.0%
CARE	\$65,000	7.5%
INTERSOS	\$52,000	6.0%
NRC	\$80,000	9.3%
SC-UK	\$70,000	8.1%

National Programmes	\$680,000	100.0%
United Nations	\$680,000	100.0%
UNHCR	\$325,000	47.8%
UNICEF	\$289,000	42.5%
UNIFEM	\$66,000	9.7%

Southern Kordofan	\$990,800	100.0%
United Nations	\$685,000	69.1%
UNFPA	\$35,000	3.5%
UNICEF	\$650,000	65.6%
National NGOs	\$55,800	5.6%
KIC	\$15,000	1.5%
Klaila	\$40,800	4.1%
International NGOs	\$250,000	25.2%
IRC	\$135,000	13.6%
SC-US	\$115,000	11.6%

Southern Sudan	\$2,975,000	100.0%
United Nations	\$1,100,000	37.0%
IOM	\$400,000	13.4%
UNHCR	\$250,000	8.4%
UNICEF	\$200,000	6.7%
UNIFEM	\$250,000	8.4%
National NGOs	\$200,000	6.7%
SSLS	\$200,000	6.7%
International NGOs	\$1,675,000	56.3%

EM-DH	\$200,000	6.7%
HAI	\$250,000	8.4%
IRC	\$575,000	19.3%
NRC	\$200,000	6.7%
World Vision Sudan	\$450,000	15.1%

Water and Sanitation	\$21,862,947	14.6%
-----------------------------	---------------------	--------------

Abyei	\$480,000	100.0%
United Nations	\$450,000	93.8%
UNICEF	\$450,000	93.8%
International NGOs	\$30,000	6.3%
GOAL	\$30,000	6.3%

Blue Nile	\$1,085,728	100.0%
------------------	--------------------	---------------

United Nations	\$450,000	41.4%
UNICEF	\$450,000	41.4%
National NGOs	\$105,728	9.7%
SUDO	\$105,728	9.7%
International NGOs	\$530,000	48.8%
CRS	\$120,000	11.1%
IRC	\$100,000	9.2%
World Vision	\$310,000	28.6%

Darfur	\$7,950,000	100.0%
---------------	--------------------	---------------

United Nations	\$1,995,669	25.1%
UNICEF	\$1,545,669	19.4%
WHO	\$450,000	5.7%
International NGOs	\$5,954,331	74.9%
ADRA	\$450,000	5.7%
ARC	\$550,000	6.9%
CAM	\$318,881	4.0%
CARE	\$300,000	3.8%
Concern	\$200,000	2.5%
COOPI	\$200,000	2.5%
CRS	\$200,000	2.5%
IMC	\$250,000	3.1%
IRC	\$200,000	2.5%
Islamic RW	\$200,000	2.5%

Medair	\$200,000	2.5%
NCA	\$278,120	3.5%
OXFAM GB	\$1,085,470	13.7%
SC-US	\$200,000	2.5%
Tearfund	\$571,860	7.2%
TNM	\$200,000	2.5%
World Vision	\$550,000	6.9%

Eastern States	\$1,699,922	100.0%
United Nations	\$1,342,922	79.0%
UNHCR	\$309,375	18.2%
UNICEF	\$1,033,547	60.8%
International NGOs	\$357,000	21.0%
GOAL	\$57,000	3.4%
IRC	\$300,000	17.6%

Khartoum and Other Northern States	\$922,000	100.0%
United Nations	\$322,000	34.9%
UNICEF	\$322,000	34.9%
National NGOs	\$200,000	21.7%
SUDO	\$200,000	21.7%
International NGOs	\$400,000	43.4%
CRS	\$200,000	21.7%
Islamic RW	\$200,000	21.7%

National Programmes	\$530,000	100.0%
United Nations	\$530,000	100.0%
UNICEF	\$530,000	100.0%

Southern Kordofan	\$1,734,000	100.0%
United Nations	\$914,000	52.7%
IOM	\$200,000	11.5%
UNICEF	\$714,000	41.2%
International NGOs	\$820,000	47.3%
CARE	\$200,000	11.5%
IAS	\$100,000	5.8%
Islamic RW	\$150,000	8.7%
Medair	\$170,000	9.8%

NCA	\$200,000	11.5%
-----	-----------	-------

Southern Sudan	\$7,461,297	100.0%
United Nations	\$2,997,297	40.2%
IOM	\$500,000	6.7%
UNICEF	\$2,497,297	33.5%
National NGOs	\$489,000	6.6%
CDoT	\$489,000	6.6%
International NGOs	\$3,975,000	53.3%
ACF-USA	\$600,000	8.0%
ARC	\$350,000	4.7%
CARITAS	\$315,000	4.2%
COOPI	\$200,000	2.7%
IAS	\$500,000	6.7%
NCA	\$500,000	6.7%
OXFAM GB	\$120,000	1.6%
PWJ	\$200,000	2.7%
RI	\$250,000	3.4%
Solidarites	\$200,000	2.7%
World Vision Sudan	\$740,000	9.9%

GRAND TOTAL	\$149,439,533	100.0%
--------------------	----------------------	---------------