

CHF

2007 Common Humanitarian Fund for Sudan

Summary of Allocations

29-Jan-08

2007 First Allocation Round

Summary Allocation Tables:

- Donor Contributions
- Allocations by Allocation Type
- Allocations Timeline (by Month)
- Allocations by Planning Region
- Allocations by Sector
- Allocations by Organisation
- Allocations by Sector within Planning Regions
- Allocations by Planning Region within Sectors
- Allocations by Organisation within Planning Regions
- Allocations by Organisation within Sectors
- Allocations by Organisation within Regions and Sectors
- Allocations by Organisation within Sectors and Regions

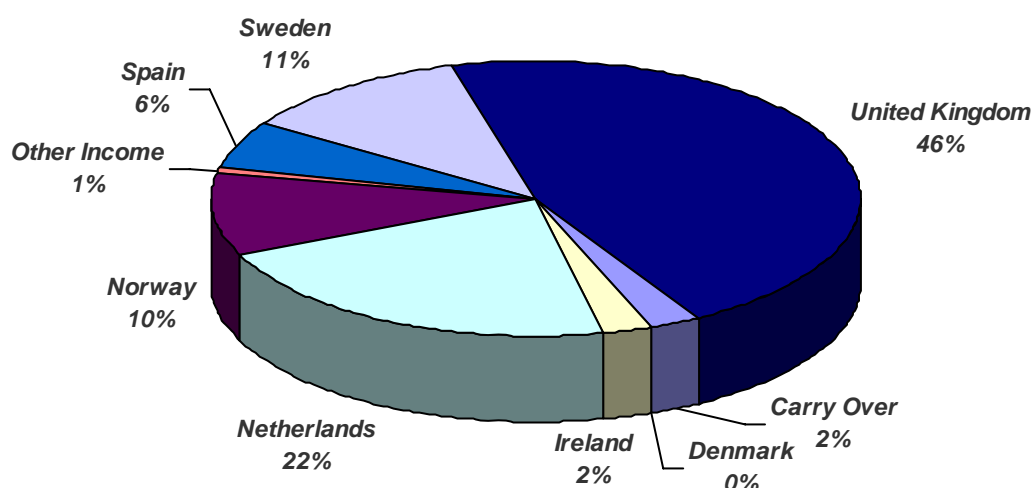
For further information on the Common Humanitarian Fund for Sudan please visit

www.unsudanig.org/workplan/chf

2007 Common Humanitarian Fund for Sudan - Donor Pledges

Tuesday, January 29, 2008

Donor			Amount Pledged in US\$	Paid	Percent of Total
Carry Over			\$4,119,348	\$4,119,348	2.4%
31-Dec-06	\$4,119,348 USD	Disbursed	\$4,119,348	\$4,119,348	
Denmark			\$396,204	\$0	0.2%
22-Dec-07	\$2,000,000 DKK	Firm Pledge	\$396,204	\$0	
Ireland			\$3,891,051	\$3,891,051	2.3%
31-Jan-07	\$3,000,000 EURO	Disbursed	\$3,891,051	\$3,891,051	
Netherlands			\$37,037,000	\$37,037,000	21.6%
05-Dec-07	\$4,938,000 USD	Commitment	\$4,938,000	\$4,938,000	
21-Sep-07	\$8,642,000 USD	Commitment	\$8,642,000	\$8,642,000	
11-Dec-06	\$23,457,000 USD	Disbursed	\$23,457,000	\$23,457,000	
Norway			\$17,042,789	\$13,968,253	10.0%
05-Dec-07	\$17,000,000 NOK	Commitment	\$3,074,536	\$0	
15-Jan-07	\$88,000,000 NOK	Disbursed	\$13,968,253	\$13,968,253	
Other Income			\$961,898	\$961,898	0.6%
01-Jul-07	\$961,898 USD	Disbursed	\$961,898	\$961,898	
Spain			\$9,510,800	\$9,510,800	5.6%
15-Aug-07	\$6,500,000 EURO	Commitment	\$9,510,800	\$9,510,800	
Sweden			\$19,538,287	\$17,166,547	11.4%
15-Nov-07	\$15,000,000 SEK	Firm Pledge	\$2,371,740	\$0	
21-Dec-06	\$120,000,000 SEK	Disbursed	\$17,166,547	\$17,166,547	
United Kingdom			\$78,665,200	\$78,665,200	46.0%
20-Dec-06	\$40,000,000 GBP	Disbursed	\$78,665,200	\$78,665,200	
GRAND TOTAL			\$171,162,577	\$165,320,097	100.0%

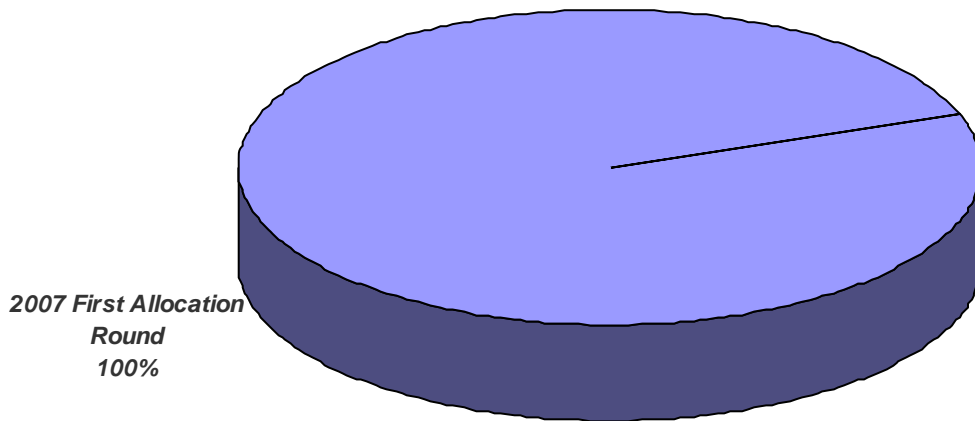


2007 Common Humanitarian Fund for Sudan - Summary by Allocation Type

Tuesday, January 29, 2008

2007 First Allocation Round

Allocation Type	Amount Allocated	Percent of Total
CHF Standard Allocation	\$81,402,745	100.0%
2007 First Allocation Round	\$81,402,745	100.0%
GRAND TOTAL	\$81,402,745	100.0%

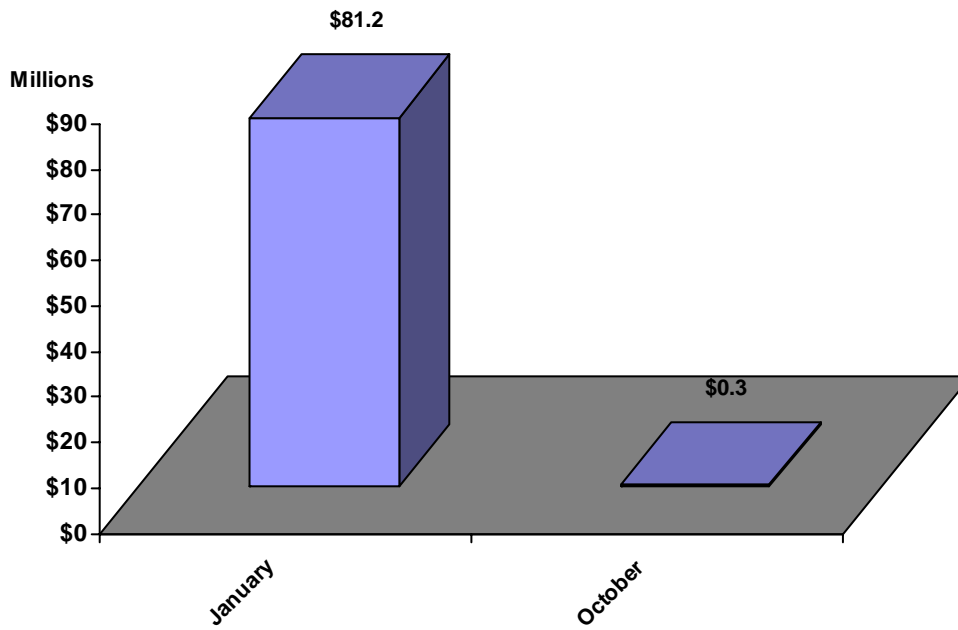


2007 Common Humanitarian Fund for Sudan - Summary by Submission Month

Tuesday, January 29, 2008

2007 First Allocation Round

Submission Month	Amount Allocated	Percent of Total
CHF Standard Allocation	\$81,402,745	100.0%
January	\$81,152,745	99.7%
October	\$250,000	0.3%
GRAND TOTAL	\$81,402,745	100.0%

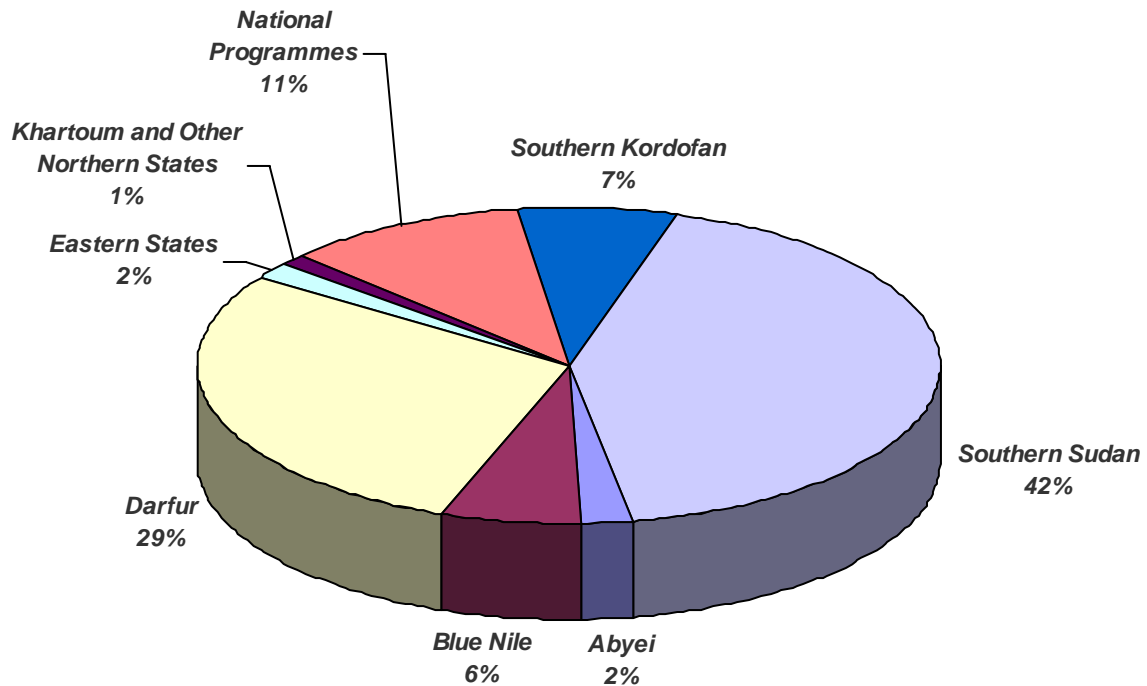


2007 Common Humanitarian Fund for Sudan - Summary by Region

Tuesday, January 29, 2008

2007 First Allocation Round

Region	Amount Allocated	Percent of Total
Abyei	\$1,827,320	2.2%
Blue Nile	\$4,878,401	6.0%
Darfur	\$23,500,000	28.9%
Eastern States	\$1,481,151	1.8%
Khartoum and Other Northern States	\$804,388	1.0%
National Programmes	\$8,585,000	10.5%
Southern Kordofan	\$5,691,485	7.0%
Southern Sudan	\$34,635,000	42.5%
GRAND TOTAL	\$81,402,745	100.0%

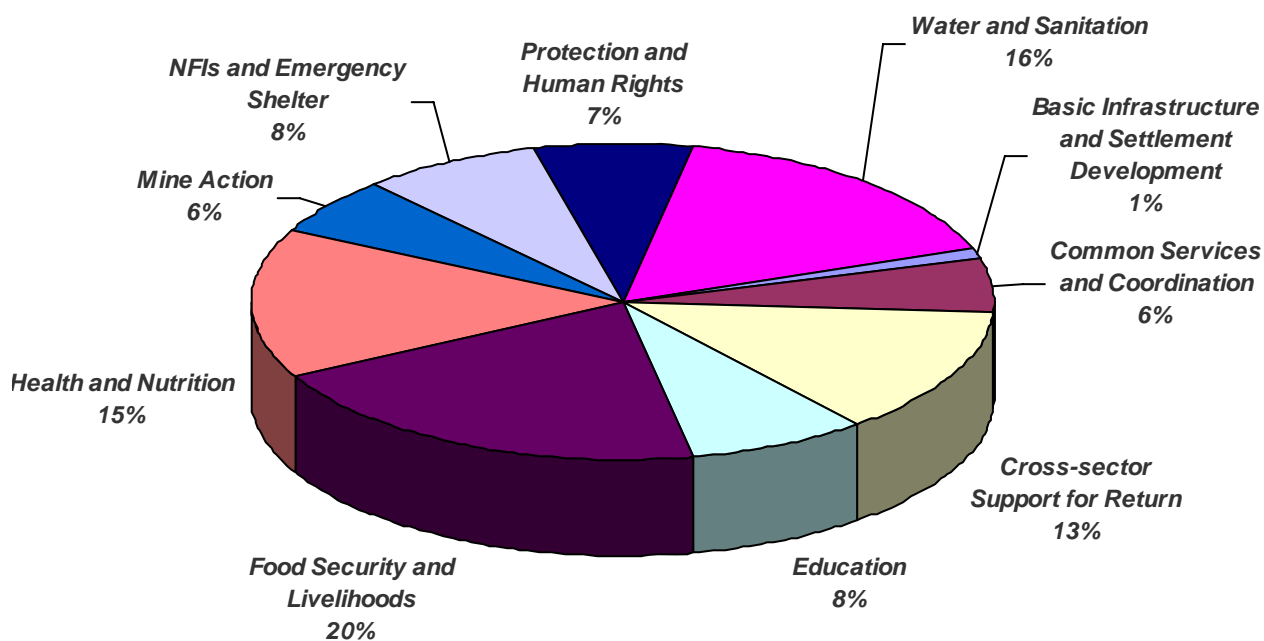


2007 Common Humanitarian Fund for Sudan - Summary by Sector

Tuesday, January 29, 2008

2007 First Allocation Round

Sector	Amount Allocated	Percent of Total
Basic Infrastructure and Settlement Development	\$975,000	1.2%
Common Services and Coordination	\$4,564,000	5.6%
Cross-sector Support for Return	\$10,580,000	13.0%
Education	\$6,220,000	7.6%
Food Security and Livelihoods	\$16,506,925	20.3%
Health and Nutrition	\$12,545,347	15.4%
Mine Action	\$4,726,059	5.8%
NFIs and Emergency Shelter	\$6,362,320	7.8%
Protection and Human Rights	\$5,518,369	6.8%
Water and Sanitation	\$13,404,725	16.5%
GRAND TOTAL	\$81,402,745	100.0%



2007 Common Humanitarian Fund for Sudan - Summary by Organisation

Tuesday, January 29, 2008

2007 First Allocation Round

Organisation	Amount Allocated	Percent of Total
United Nations	\$63,743,098	78.3%
FAO	\$9,679,925	11.9%
IOM	\$9,170,000	11.3%
OCHA	\$2,050,000	2.5%
RCO	\$1,600,000	2.0%
UNDP	\$150,000	0.2%
UNDSS	\$250,000	0.3%
UNFPA	\$1,950,000	2.4%
UNHCR	\$6,418,369	7.9%
UNICEF	\$18,208,279	22.4%
UNMAS	\$4,069,525	5.0%
UNOPS	\$250,000	0.3%
WFP	\$5,692,000	7.0%
WFP (UNJLC)	\$1,225,000	1.5%
WHO	\$3,030,000	3.7%
National NGOs	\$85,000	0.1%
SUDO	\$85,000	0.1%
International NGOs	\$17,574,647	21.6%
ACF-USA	\$500,000	0.6%
ACTED	\$300,000	0.4%
ADRA	\$250,000	0.3%
AMURT	\$770,000	0.9%
CARE	\$2,041,562	2.5%
CHF International	\$230,000	0.3%
Concern	\$70,000	0.1%
COOPI	\$450,000	0.6%
CRS	\$457,369	0.6%
EM-DH	\$210,000	0.3%
FAR	\$375,000	0.5%
GOAL	\$212,000	0.3%
HelpAge	\$30,000	0.0%
Humedica	\$65,000	0.1%
IA Sweden	\$98,000	0.1%
IMC	\$913,959	1.1%
INTERSOS	\$200,000	0.2%
IRC	\$470,000	0.6%
Islamic RW	\$415,000	0.5%
Johanniter	\$300,000	0.4%

Malaria Consortium	\$388,000	0.5%
Medair	\$795,000	1.0%
MERCY CORPS	\$110,000	0.1%
Merlin	\$40,000	0.0%
NCA	\$664,000	0.8%
NRC	\$1,000,000	1.2%
OXFAM GB	\$910,700	1.1%
PACT	\$1,186,000	1.5%
PAI	\$136,000	0.2%
Samaritan's Purse	\$132,057	0.2%
SC-UK	\$570,000	0.7%
SC-US	\$435,000	0.5%
Solidarites	\$675,000	0.8%
Tearfund	\$970,000	1.2%
VIS	\$105,000	0.1%
World Vision	\$1,100,000	1.4%
GRAND TOTAL	\$81,402,745	100.0%

2007 Common Humanitarian Fund for Sudan - Regional Sector Summary

Tuesday, January 29, 2008

2007 First Allocation Round

Region and Sector	Amount Allocated	Percent of Total
Abyei	\$1,827,320	2.2%
Food Security and Livelihoods	\$750,000	41.0%
Health and Nutrition	\$500,000	27.4%
NFIs and Emergency Shelter	\$162,320	8.9%
Protection and Human Rights	\$100,000	5.5%
Water and Sanitation	\$315,000	17.2%
Blue Nile	\$4,878,401	6.0%
Cross-sector Support for Return	\$1,000,000	20.5%
Food Security and Livelihoods	\$1,368,369	28.0%
Health and Nutrition	\$500,000	10.2%
Mine Action	\$898,294	18.4%
Protection and Human Rights	\$368,369	7.6%
Water and Sanitation	\$743,369	15.2%
Darfur	\$23,500,000	28.9%
Common Services and Coordination	\$500,000	2.1%
Education	\$1,500,000	6.4%
Food Security and Livelihoods	\$7,000,000	29.8%
Health and Nutrition	\$4,000,000	17.0%
NFIs and Emergency Shelter	\$2,000,000	8.5%
Protection and Human Rights	\$3,000,000	12.8%
Water and Sanitation	\$5,500,000	23.4%
Eastern States	\$1,481,151	1.8%
Food Security and Livelihoods	\$815,146	55.0%
Health and Nutrition	\$377,000	25.5%
Mine Action	\$149,690	10.1%
Water and Sanitation	\$139,315	9.4%
Khartoum and Other Northern States	\$804,388	1.0%
Health and Nutrition	\$404,388	50.3%
NFIs and Emergency Shelter	\$200,000	24.9%
Water and Sanitation	\$200,000	24.9%

National Programmes	\$8,585,000	10.5%
Cross-sector Support for Return	\$6,230,000	72.6%
Mine Action	\$2,355,000	27.4%
Southern Kordofan	\$5,691,485	7.0%
Food Security and Livelihoods	\$1,896,410	33.3%
Health and Nutrition	\$1,000,000	17.6%
Mine Action	\$495,075	8.7%
NFIs and Emergency Shelter	\$1,000,000	17.6%
Protection and Human Rights	\$300,000	5.3%
Water and Sanitation	\$1,000,000	17.6%
Southern Sudan	\$34,635,000	42.5%
Basic Infrastructure and Settlement Development	\$975,000	2.8%
Common Services and Coordination	\$4,064,000	11.7%
Cross-sector Support for Return	\$3,350,000	9.7%
Education	\$4,720,000	13.6%
Food Security and Livelihoods	\$4,677,000	13.5%
Health and Nutrition	\$5,763,959	16.6%
Mine Action	\$828,000	2.4%
NFIs and Emergency Shelter	\$3,000,000	8.7%
Protection and Human Rights	\$1,750,000	5.1%
Water and Sanitation	\$5,507,041	15.9%
GRAND TOTAL	\$81,402,745	100.0%

2007 Common Humanitarian Fund for Sudan - Region by Sector

Tuesday, January 29, 2008

2007 First Allocation Round

Sector and Region	Amount Allocated	Percent of Total
Basic Infrastructure and Settlement Development	\$975,000	1.2%
Southern Sudan	\$975,000	100.0%
Common Services and Coordination	\$4,564,000	5.6%
Darfur	\$500,000	11.0%
Southern Sudan	\$4,064,000	89.0%
Cross-sector Support for Return	\$10,580,000	13.0%
Blue Nile	\$1,000,000	9.5%
National Programmes	\$6,230,000	58.9%
Southern Sudan	\$3,350,000	31.7%
Education	\$6,220,000	7.6%
Darfur	\$1,500,000	24.1%
Southern Sudan	\$4,720,000	75.9%
Food Security and Livelihoods	\$16,506,925	20.3%
Abyei	\$750,000	4.5%
Blue Nile	\$1,368,369	8.3%
Darfur	\$7,000,000	42.4%
Eastern States	\$815,146	4.9%
Southern Kordofan	\$1,896,410	11.5%
Southern Sudan	\$4,677,000	28.3%
Health and Nutrition	\$12,545,347	15.4%
Abyei	\$500,000	4.0%
Blue Nile	\$500,000	4.0%
Darfur	\$4,000,000	31.9%
Eastern States	\$377,000	3.0%
Khartoum and Other Northern States	\$404,388	3.2%
Southern Kordofan	\$1,000,000	8.0%
Southern Sudan	\$5,763,959	45.9%

Mine Action	\$4,726,059	5.8%
Blue Nile	\$898,294	19.0%
Eastern States	\$149,690	3.2%
National Programmes	\$2,355,000	49.8%
Southern Kordofan	\$495,075	10.5%
Southern Sudan	\$828,000	17.5%
NFIs and Emergency Shelter	\$6,362,320	7.8%
Abyei	\$162,320	2.6%
Darfur	\$2,000,000	31.4%
Khartoum and Other Northern States	\$200,000	3.1%
Southern Kordofan	\$1,000,000	15.7%
Southern Sudan	\$3,000,000	47.2%
Protection and Human Rights	\$5,518,369	6.8%
Abyei	\$100,000	1.8%
Blue Nile	\$368,369	6.7%
Darfur	\$3,000,000	54.4%
Southern Kordofan	\$300,000	5.4%
Southern Sudan	\$1,750,000	31.7%
Water and Sanitation	\$13,404,725	16.5%
Abyei	\$315,000	2.3%
Blue Nile	\$743,369	5.5%
Darfur	\$5,500,000	41.0%
Eastern States	\$139,315	1.0%
Khartoum and Other Northern States	\$200,000	1.5%
Southern Kordofan	\$1,000,000	7.5%
Southern Sudan	\$5,507,041	41.1%
GRAND TOTAL	\$81,402,745	100.0%

2007 Common Humanitarian Fund for Sudan - Organisation by Region

Tuesday, January 29, 2008

2007 First Allocation Round

Region and Organisation	Amount Allocated	Percent of Total
Abyei	\$1,827,320	2.2%
United Nations	\$1,486,000	81.3%
FAO	\$550,000	30.1%
UNICEF	\$596,000	32.6%
WFP	\$200,000	10.9%
WHO	\$140,000	7.7%
National NGOs	\$42,000	2.3%
SUDO	\$42,000	2.3%
International NGOs	\$299,320	16.4%
CARE	\$47,320	2.6%
GOAL	\$127,000	7.0%
SC-US	\$125,000	6.8%
Blue Nile	\$4,878,401	6.0%
United Nations	\$4,635,032	95.0%
FAO	\$1,368,369	28.0%
UNHCR	\$1,368,369	28.0%
UNICEF	\$900,000	18.4%
UNMAS	\$898,294	18.4%
WHO	\$100,000	2.0%
National NGOs	\$43,000	0.9%
SUDO	\$43,000	0.9%
International NGOs	\$200,369	4.1%
CRS	\$200,369	4.1%
GOAL	\$0	0.0%
Darfur	\$23,500,000	28.9%
United Nations	\$16,937,001	72.1%
FAO	\$3,400,000	14.5%
IOM	\$510,000	2.2%
OCHA	\$250,000	1.1%
UNDP	\$150,000	0.6%
UNDSS	\$250,000	1.1%
UNFPA	\$450,000	1.9%
UNHCR	\$1,450,000	6.2%
UNICEF	\$5,547,001	23.6%
WFP	\$3,400,000	14.5%

WFP (UNJLC)	\$425,000	1.8%
WHO	\$1,105,000	4.7%
International NGOs	\$6,562,999	27.9%
CARE	\$868,242	3.7%
CHF International	\$230,000	1.0%
Concern	\$70,000	0.3%
COOPI	\$200,000	0.9%
CRS	\$107,000	0.5%
EM-DH	\$210,000	0.9%
HelpAge	\$30,000	0.1%
Humedica	\$65,000	0.3%
IA Sweden	\$98,000	0.4%
IMC	\$220,000	0.9%
INTERSOS	\$200,000	0.9%
IRC	\$160,000	0.7%
Islamic RW	\$100,000	0.4%
Johanniter	\$300,000	1.3%
Malaria Consortium	\$329,000	1.4%
MERCY CORPS	\$110,000	0.5%
Merlin	\$40,000	0.2%
NCA	\$112,000	0.5%
OXFAM GB	\$910,700	3.9%
PAI	\$136,000	0.6%
Samaritan's Purse	\$132,057	0.6%
SC-US	\$60,000	0.3%
Solidarites	\$200,000	0.9%
Tearfund	\$970,000	4.1%
VIS	\$105,000	0.4%
World Vision	\$600,000	2.6%
Eastern States	\$1,481,151	1.8%
United Nations	\$1,396,151	94.3%
FAO	\$415,146	28.0%
UNICEF	\$139,315	9.4%
UNMAS	\$149,690	10.1%
WFP	\$492,000	33.2%
WHO	\$200,000	13.5%
International NGOs	\$85,000	5.7%
GOAL	\$85,000	5.7%

Khartoum and Other Northern States	\$804,388	1.0%
United Nations	\$425,388	52.9%
IOM	\$90,000	11.2%
UNICEF	\$250,388	31.1%
WHO	\$85,000	10.6%
International NGOs	\$379,000	47.1%
CARE	\$200,000	24.9%
Malaria Consortium	\$59,000	7.3%
Medair	\$70,000	8.7%
Solidarites	\$50,000	6.2%
National Programmes	\$8,585,000	10.5%
United Nations	\$8,510,000	99.1%
IOM	\$5,855,000	68.2%
UNICEF	\$628,534	7.3%
UNMAS	\$2,026,466	23.6%
International NGOs	\$75,000	0.9%
FAR	\$75,000	0.9%
Southern Kordofan	\$5,691,485	7.0%
United Nations	\$3,735,485	65.6%
FAO	\$1,196,410	21.0%
IOM	\$90,000	1.6%
UNICEF	\$1,354,000	23.8%
UNMAS	\$495,075	8.7%
WFP	\$200,000	3.5%
WFP (UNJLC)	\$200,000	3.5%
WHO	\$200,000	3.5%
International NGOs	\$1,956,000	34.4%
CARE	\$676,000	11.9%
FAR	\$300,000	5.3%
IRC	\$40,000	0.7%
Islamic RW	\$115,000	2.0%
Medair	\$375,000	6.6%
NCA	\$200,000	3.5%
SC-US	\$250,000	4.4%
Southern Sudan	\$34,635,000	42.5%
United Nations	\$26,618,041	76.9%
FAO	\$2,750,000	7.9%
IOM	\$2,625,000	7.6%
OCHA	\$1,800,000	5.2%

RCO	\$1,600,000	4.6%
UNFPA	\$1,500,000	4.3%
UNHCR	\$3,600,000	10.4%
UNICEF	\$8,793,041	25.4%
UNMAS	\$500,000	1.4%
UNOPS	\$250,000	0.7%
WFP	\$1,400,000	4.0%
WFP (UNJLC)	\$600,000	1.7%
WHO	\$1,200,000	3.5%
International NGOs	\$8,016,959	23.1%
ACF-USA	\$500,000	1.4%
ACTED	\$300,000	0.9%
ADRA	\$250,000	0.7%
AMURT	\$770,000	2.2%
CARE	\$250,000	0.7%
COOPI	\$250,000	0.7%
CRS	\$150,000	0.4%
IMC	\$693,959	2.0%
IRC	\$270,000	0.8%
Islamic RW	\$200,000	0.6%
Medair	\$350,000	1.0%
NCA	\$352,000	1.0%
NRC	\$1,000,000	2.9%
PACT	\$1,186,000	3.4%
SC-UK	\$570,000	1.6%
Solidarites	\$425,000	1.2%
World Vision	\$500,000	1.4%
GRAND TOTAL	\$81,402,745	100.0%

2007 Common Humanitarian Fund for Sudan - Organisation by Sector

Tuesday, January 29, 2008

2007 First Allocation Round

Sector and Organisation	Amount Allocated	Percent of Total
Basic Infrastructure and Settlement Development	\$975,000	1.2%
United Nations	\$250,000	25.6%
UNOPS	\$250,000	25.6%
WFP	\$0	0.0%
International NGOs	\$725,000	74.4%
ACTED	\$300,000	30.8%
Solidarites	\$425,000	43.6%
Common Services and Coordination	\$4,564,000	5.6%
United Nations	\$4,564,000	100.0%
OCHA	\$2,050,000	44.9%
RCO	\$1,400,000	30.7%
UNDSS	\$250,000	5.5%
UNICEF	\$364,000	8.0%
WFP (UNJLC)	\$500,000	11.0%
Cross-sector Support for Return	\$10,580,000	13.0%
United Nations	\$10,255,000	96.9%
IOM	\$8,105,000	76.6%
UNHCR	\$1,850,000	17.5%
UNICEF	\$300,000	2.8%
International NGOs	\$325,000	3.1%
ADRA	\$250,000	2.4%
FAR	\$75,000	0.7%
Education	\$6,220,000	7.6%
United Nations	\$3,075,701	49.4%
UNICEF	\$2,575,701	41.4%
WFP	\$500,000	8.0%
International NGOs	\$3,144,299	50.6%
AMURT	\$770,000	12.4%
CARE	\$112,242	1.8%
Humedica	\$65,000	1.0%
INTERSOS	\$200,000	3.2%
MERCY CORPS	\$110,000	1.8%
NRC	\$1,000,000	16.1%

Samaritan's Purse	\$132,057	2.1%
SC-UK	\$500,000	8.0%
VIS	\$105,000	1.7%
World Vision	\$150,000	2.4%
Food Security and Livelihoods	\$16,506,925	20.3%
United Nations	\$14,779,925	89.5%
FAO	\$9,679,925	58.6%
WFP	\$5,100,000	30.9%
International NGOs	\$1,727,000	10.5%
ACF-USA	\$500,000	3.0%
CARE	\$300,000	1.8%
COOPI	\$250,000	1.5%
FAR	\$200,000	1.2%
NCA	\$277,000	1.7%
World Vision	\$200,000	1.2%
Health and Nutrition	\$12,545,347	15.4%
United Nations	\$9,455,388	75.4%
IOM	\$90,000	0.7%
UNFPA	\$1,950,000	15.5%
UNICEF	\$4,493,388	35.8%
WFP	\$92,000	0.7%
WHO	\$2,830,000	22.6%
International NGOs	\$3,089,959	24.6%
CARE	\$96,000	0.8%
CRS	\$32,000	0.3%
FAR	\$100,000	0.8%
GOAL	\$212,000	1.7%
IMC	\$683,959	5.5%
IRC	\$40,000	0.3%
Johanniter	\$300,000	2.4%
Malaria Consortium	\$388,000	3.1%
Medair	\$320,000	2.6%
Merlin	\$40,000	0.3%
NCA	\$112,000	0.9%
PAI	\$136,000	1.1%
SC-US	\$260,000	2.1%
Tearfund	\$320,000	2.6%
World Vision	\$50,000	0.4%

Mine Action	\$4,726,059	5.8%
United Nations	\$4,726,059	100.0%
UNICEF	\$656,534	13.9%
UNMAS	\$4,069,525	86.1%
NFIs and Emergency Shelter	\$6,362,320	7.8%
United Nations	\$3,654,000	57.4%
IOM	\$695,000	10.9%
UNHCR	\$750,000	11.8%
UNICEF	\$1,484,000	23.3%
WFP (UNJLC)	\$725,000	11.4%
International NGOs	\$2,708,320	42.6%
CARE	\$1,173,320	18.4%
CHF International	\$230,000	3.6%
Concern	\$70,000	1.1%
CRS	\$225,000	3.5%
HelpAge	\$30,000	0.5%
Medair	\$110,000	1.7%
NCA	\$225,000	3.5%
SC-UK	\$70,000	1.1%
SC-US	\$75,000	1.2%
World Vision	\$500,000	7.9%
Protection and Human Rights	\$5,518,369	6.8%
United Nations	\$4,248,369	77.0%
IOM	\$280,000	5.1%
RCO	\$200,000	3.6%
UNDP	\$150,000	2.7%
UNHCR	\$2,218,369	40.2%
UNICEF	\$1,400,000	25.4%
International NGOs	\$1,270,000	23.0%
EM-DH	\$210,000	3.8%
IMC	\$130,000	2.4%
IRC	\$430,000	7.8%
Islamic RW	\$200,000	3.6%
PACT	\$200,000	3.6%
SC-US	\$100,000	1.8%
Water and Sanitation	\$13,404,725	16.5%
United Nations	\$8,734,656	65.2%
UNHCR	\$1,600,000	11.9%
UNICEF	\$6,934,656	51.7%

WHO	\$200,000	1.5%
National NGOs	\$85,000	0.6%
SUDO	\$85,000	0.6%
International NGOs	\$4,585,069	34.2%
CARE	\$360,000	2.7%
COOPI	\$200,000	1.5%
CRS	\$200,369	1.5%
GOAL	\$0	0.0%
IA Sweden	\$98,000	0.7%
IMC	\$100,000	0.7%
Islamic RW	\$215,000	1.6%
Medair	\$365,000	2.7%
NCA	\$50,000	0.4%
OXFAM GB	\$910,700	6.8%
PACT	\$986,000	7.4%
Solidarites	\$250,000	1.9%
Tearfund	\$650,000	4.8%
World Vision	\$200,000	1.5%
GRAND TOTAL	\$81,402,745	100.0%

2007 Common Humanitarian Fund for Sudan - Organisation by Region and Sector

Tuesday, January 29, 2008

2007 First Allocation Round

Region, Sector and Organisation	<i>Abyei</i>	Amount Allocated	Percent of Total
Abyei		\$1,827,320	2.2%
Food Security and Livelihoods		\$750,000	41.0%
United Nations		\$750,000	41.0%
FAO		\$550,000	30.1%
WFP		\$200,000	10.9%
Health and Nutrition		\$500,000	27.4%
United Nations		\$373,000	20.4%
UNICEF		\$233,000	12.8%
WHO		\$140,000	7.7%
International NGOs		\$127,000	7.0%
GOAL		\$127,000	7.0%
NFIs and Emergency Shelter		\$162,320	8.9%
United Nations		\$90,000	4.9%
UNICEF		\$90,000	4.9%
International NGOs		\$72,320	4.0%
CARE		\$47,320	2.6%
SC-US		\$25,000	1.4%
Protection and Human Rights		\$100,000	5.5%
International NGOs		\$100,000	5.5%
SC-US		\$100,000	5.5%
Water and Sanitation		\$315,000	17.2%
United Nations		\$273,000	14.9%
UNICEF		\$273,000	14.9%
National NGOs		\$42,000	2.3%
SUDO		\$42,000	2.3%
<hr/>			
Blue Nile		\$4,878,401	6.0%
Cross-sector Support for Return		\$1,000,000	20.5%
United Nations		\$1,000,000	20.5%
UNHCR		\$1,000,000	20.5%
Food Security and Livelihoods		\$1,368,369	28.0%
United Nations		\$1,368,369	28.0%
FAO		\$1,368,369	28.0%

Health and Nutrition	\$500,000	10.2%
United Nations	\$500,000	10.2%
UNICEF	\$400,000	8.2%
WHO	\$100,000	2.0%
Mine Action	\$898,294	18.4%
United Nations	\$898,294	18.4%
UNMAS	\$898,294	18.4%
Protection and Human Rights	\$368,369	7.6%
United Nations	\$368,369	7.6%
UNHCR	\$368,369	7.6%
Water and Sanitation	\$743,369	15.2%
United Nations	\$500,000	10.2%
UNICEF	\$500,000	10.2%
National NGOs	\$43,000	0.9%
SUDO	\$43,000	0.9%
International NGOs	\$200,369	4.1%
CRS	\$200,369	4.1%
GOAL	\$0	0.0%
<hr/>		
Darfur	\$23,500,000	28.9%
Common Services and Coordination	\$500,000	2.1%
United Nations	\$500,000	2.1%
OCHA	\$250,000	1.1%
UNDSS	\$250,000	1.1%
Education	\$1,500,000	6.4%
United Nations	\$625,701	2.7%
UNICEF	\$625,701	2.7%
International NGOs	\$874,299	3.7%
CARE	\$112,242	0.5%
Humedica	\$65,000	0.3%
INTERSOS	\$200,000	0.9%
MERCY CORPS	\$110,000	0.5%
Samaritan's Purse	\$132,057	0.6%
VIS	\$105,000	0.4%
World Vision	\$150,000	0.6%
Food Security and Livelihoods	\$7,000,000	29.8%
United Nations	\$6,800,000	28.9%
FAO	\$3,400,000	14.5%

WFP	\$3,400,000	14.5%
International NGOs	\$200,000	0.9%
World Vision	\$200,000	0.9%
Health and Nutrition	\$4,000,000	17.0%
United Nations	\$2,405,000	10.2%
UNFPA	\$450,000	1.9%
UNICEF	\$1,050,000	4.5%
WHO	\$905,000	3.9%
International NGOs	\$1,595,000	6.8%
CARE	\$96,000	0.4%
CRS	\$32,000	0.1%
IMC	\$120,000	0.5%
Johanniter	\$300,000	1.3%
Malaria Consortium	\$329,000	1.4%
Merlin	\$40,000	0.2%
NCA	\$112,000	0.5%
PAI	\$136,000	0.6%
SC-US	\$60,000	0.3%
Tearfund	\$320,000	1.4%
World Vision	\$50,000	0.2%
NFIs and Emergency Shelter	\$2,000,000	8.5%
United Nations	\$935,000	4.0%
IOM	\$230,000	1.0%
UNICEF	\$280,000	1.2%
WFP (UNJLC)	\$425,000	1.8%
International NGOs	\$1,065,000	4.5%
CARE	\$660,000	2.8%
CHF International	\$230,000	1.0%
Concern	\$70,000	0.3%
CRS	\$75,000	0.3%
HelpAge	\$30,000	0.1%
Protection and Human Rights	\$3,000,000	12.8%
United Nations	\$2,630,000	11.2%
IOM	\$280,000	1.2%
UNDP	\$150,000	0.6%
UNHCR	\$1,450,000	6.2%
UNICEF	\$750,000	3.2%
International NGOs	\$370,000	1.6%
EM-DH	\$210,000	0.9%
IRC	\$160,000	0.7%

Water and Sanitation	\$5,500,000	23.4%
United Nations	\$3,041,300	12.9%
UNICEF	\$2,841,300	12.1%
WHO	\$200,000	0.9%
International NGOs	\$2,458,700	10.5%
COOPI	\$200,000	0.9%
IA Sweden	\$98,000	0.4%
IMC	\$100,000	0.4%
Islamic RW	\$100,000	0.4%
OXFAM GB	\$910,700	3.9%
Solidarites	\$200,000	0.9%
Tearfund	\$650,000	2.8%
World Vision	\$200,000	0.9%

Eastern States	\$1,481,151	1.8%
Food Security and Livelihoods	\$815,146	55.0%
United Nations	\$815,146	55.0%
FAO	\$415,146	28.0%
WFP	\$400,000	27.0%
Health and Nutrition	\$377,000	25.5%
United Nations	\$292,000	19.7%
WFP	\$92,000	6.2%
WHO	\$200,000	13.5%
International NGOs	\$85,000	5.7%
GOAL	\$85,000	5.7%
Mine Action	\$149,690	10.1%
United Nations	\$149,690	10.1%
UNMAS	\$149,690	10.1%
Water and Sanitation	\$139,315	9.4%
United Nations	\$139,315	9.4%
UNICEF	\$139,315	9.4%

Khartoum and Other Northern States	\$804,388	1.0%
Health and Nutrition	\$404,388	50.3%
United Nations	\$275,388	34.2%
IOM	\$90,000	11.2%
UNICEF	\$100,388	12.5%
WHO	\$85,000	10.6%

International NGOs	\$129,000	16.0%
Malaria Consortium	\$59,000	7.3%
Medair	\$70,000	8.7%
NFIs and Emergency Shelter	\$200,000	24.9%
International NGOs	\$200,000	24.9%
CARE	\$200,000	24.9%
Water and Sanitation	\$200,000	24.9%
United Nations	\$150,000	18.6%
UNICEF	\$150,000	18.6%
International NGOs	\$50,000	6.2%
Solidarites	\$50,000	6.2%
<hr/>		
National Programmes	\$8,585,000	10.5%
Cross-sector Support for Return	\$6,230,000	72.6%
United Nations	\$6,155,000	71.7%
IOM	\$5,855,000	68.2%
UNICEF	\$300,000	3.5%
International NGOs	\$75,000	0.9%
FAR	\$75,000	0.9%
Mine Action	\$2,355,000	27.4%
United Nations	\$2,355,000	27.4%
UNICEF	\$328,534	3.8%
UNMAS	\$2,026,466	23.6%
<hr/>		
Southern Kordofan	\$5,691,485	7.0%
Food Security and Livelihoods	\$1,896,410	33.3%
United Nations	\$1,396,410	24.5%
FAO	\$1,196,410	21.0%
WFP	\$200,000	3.5%
International NGOs	\$500,000	8.8%
CARE	\$300,000	5.3%
FAR	\$200,000	3.5%
Health and Nutrition	\$1,000,000	17.6%
United Nations	\$410,000	7.2%
UNICEF	\$210,000	3.7%
WHO	\$200,000	3.5%
International NGOs	\$590,000	10.4%

FAR	\$100,000	1.8%
IRC	\$40,000	0.7%
Medair	\$250,000	4.4%
SC-US	\$200,000	3.5%
Mine Action	\$495,075	8.7%
United Nations	\$495,075	8.7%
UNMAS	\$495,075	8.7%
NFIs and Emergency Shelter	\$1,000,000	17.6%
United Nations	\$534,000	9.4%
IOM	\$90,000	1.6%
UNICEF	\$244,000	4.3%
WFP (UNJLC)	\$200,000	3.5%
International NGOs	\$466,000	8.2%
CARE	\$266,000	4.7%
NCA	\$150,000	2.6%
SC-US	\$50,000	0.9%
Protection and Human Rights	\$300,000	5.3%
United Nations	\$300,000	5.3%
UNICEF	\$300,000	5.3%
Water and Sanitation	\$1,000,000	17.6%
United Nations	\$600,000	10.5%
UNICEF	\$600,000	10.5%
International NGOs	\$400,000	7.0%
CARE	\$110,000	1.9%
Islamic RW	\$115,000	2.0%
Medair	\$125,000	2.2%
NCA	\$50,000	0.9%
Southern Sudan	\$34,635,000	42.5%
Basic Infrastructure and Settlement Development	\$975,000	2.8%
United Nations	\$250,000	0.7%
UNOPS	\$250,000	0.7%
WFP	\$0	0.0%
International NGOs	\$725,000	2.1%
ACTED	\$300,000	0.9%
Solidarites	\$425,000	1.2%

Common Services and Coordination	\$4,064,000	11.7%
United Nations	\$4,064,000	11.7%
OCHA	\$1,800,000	5.2%
RCO	\$1,400,000	4.0%
UNICEF	\$364,000	1.1%
WFP (UNJLC)	\$500,000	1.4%
Cross-sector Support for Return	\$3,350,000	9.7%
United Nations	\$3,100,000	9.0%
IOM	\$2,250,000	6.5%
UNHCR	\$850,000	2.5%
International NGOs	\$250,000	0.7%
ADRA	\$250,000	0.7%
Education	\$4,720,000	13.6%
United Nations	\$2,450,000	7.1%
UNICEF	\$1,950,000	5.6%
WFP	\$500,000	1.4%
International NGOs	\$2,270,000	6.6%
AMURT	\$770,000	2.2%
NRC	\$1,000,000	2.9%
SC-UK	\$500,000	1.4%
Food Security and Livelihoods	\$4,677,000	13.5%
United Nations	\$3,650,000	10.5%
FAO	\$2,750,000	7.9%
WFP	\$900,000	2.6%
International NGOs	\$1,027,000	3.0%
ACF-USA	\$500,000	1.4%
COOPI	\$250,000	0.7%
NCA	\$277,000	0.8%
Health and Nutrition	\$5,763,959	16.6%
United Nations	\$5,200,000	15.0%
UNFPA	\$1,500,000	4.3%
UNICEF	\$2,500,000	7.2%
WHO	\$1,200,000	3.5%
International NGOs	\$563,959	1.6%
IMC	\$563,959	1.6%
Mine Action	\$828,000	2.4%
United Nations	\$828,000	2.4%
UNICEF	\$328,000	0.9%
UNMAS	\$500,000	1.4%

NFIs and Emergency Shelter	\$3,000,000	8.7%
United Nations	\$2,095,000	6.0%
IOM	\$375,000	1.1%
UNHCR	\$750,000	2.2%
UNICEF	\$870,000	2.5%
WFP (UNJLC)	\$100,000	0.3%
International NGOs	\$905,000	2.6%
CRS	\$150,000	0.4%
Medair	\$110,000	0.3%
NCA	\$75,000	0.2%
SC-UK	\$70,000	0.2%
World Vision	\$500,000	1.4%
Protection and Human Rights	\$1,750,000	5.1%
United Nations	\$950,000	2.7%
RCO	\$200,000	0.6%
UNHCR	\$400,000	1.2%
UNICEF	\$350,000	1.0%
International NGOs	\$800,000	2.3%
IMC	\$130,000	0.4%
IRC	\$270,000	0.8%
Islamic RW	\$200,000	0.6%
PACT	\$200,000	0.6%
Water and Sanitation	\$5,507,041	15.9%
United Nations	\$4,031,041	11.6%
UNHCR	\$1,600,000	4.6%
UNICEF	\$2,431,041	7.0%
International NGOs	\$1,476,000	4.3%
CARE	\$250,000	0.7%
Medair	\$240,000	0.7%
PACT	\$986,000	2.8%
GRAND TOTAL	\$81,402,745	100.0%

2007 Common Humanitarian Fund for Sudan - Organisation by Sector and Region

Tuesday, January 29, 2008

2007 First Allocation Round

Basic Infrastructure and Settlement Development	\$975,000	1.2%
Southern Sudan	\$975,000	100.0%
United Nations	\$250,000	25.6%
UNOPS	\$250,000	25.6%
WFP	\$0	0.0%
International NGOs	\$725,000	74.4%
ACTED	\$300,000	30.8%
Solidarites	\$425,000	43.6%
Common Services and Coordination	\$4,564,000	5.6%
Darfur	\$500,000	100.0%
United Nations	\$500,000	100.0%
OCHA	\$250,000	50.0%
UNDSS	\$250,000	50.0%
Southern Sudan	\$4,064,000	100.0%
United Nations	\$4,064,000	100.0%
OCHA	\$1,800,000	44.3%
RCO	\$1,400,000	34.4%
UNICEF	\$364,000	9.0%
WFP (UNJLC)	\$500,000	12.3%
Cross-sector Support for Return	\$10,580,000	13.0%
Blue Nile	\$1,000,000	100.0%
United Nations	\$1,000,000	100.0%
UNHCR	\$1,000,000	100.0%
National Programmes	\$6,230,000	100.0%
United Nations	\$6,155,000	98.8%
IOM	\$5,855,000	94.0%
UNICEF	\$300,000	4.8%
International NGOs	\$75,000	1.2%
FAR	\$75,000	1.2%

Southern Sudan	\$3,350,000	100.0%
United Nations	\$3,100,000	92.5%
IOM	\$2,250,000	67.2%
UNHCR	\$850,000	25.4%
International NGOs	\$250,000	7.5%
ADRA	\$250,000	7.5%

Education	\$6,220,000	7.6%
------------------	--------------------	-------------

Darfur	\$1,500,000	100.0%
United Nations	\$625,701	41.7%
UNICEF	\$625,701	41.7%
International NGOs	\$874,299	58.3%
CARE	\$112,242	7.5%
Humedica	\$65,000	4.3%
INTERSOS	\$200,000	13.3%
MERCY CORPS	\$110,000	7.3%
Samaritan's Purse	\$132,057	8.8%
VIS	\$105,000	7.0%
World Vision	\$150,000	10.0%

Southern Sudan	\$4,720,000	100.0%
United Nations	\$2,450,000	51.9%
UNICEF	\$1,950,000	41.3%
WFP	\$500,000	10.6%
International NGOs	\$2,270,000	48.1%
AMURT	\$770,000	16.3%
NRC	\$1,000,000	21.2%
SC-UK	\$500,000	10.6%

Food Security and Livelihoods	\$16,506,925	20.3%
--------------------------------------	---------------------	--------------

Abyei	\$750,000	100.0%
United Nations	\$750,000	100.0%
FAO	\$550,000	73.3%
WFP	\$200,000	26.7%

Blue Nile	\$1,368,369	100.0%
United Nations	\$1,368,369	100.0%
FAO	\$1,368,369	100.0%

Darfur	\$7,000,000	100.0%
United Nations	\$6,800,000	97.1%
FAO	\$3,400,000	48.6%
WFP	\$3,400,000	48.6%
International NGOs	\$200,000	2.9%
World Vision	\$200,000	2.9%

Eastern States	\$815,146	100.0%
United Nations	\$815,146	100.0%
FAO	\$415,146	50.9%
WFP	\$400,000	49.1%

Southern Kordofan	\$1,896,410	100.0%
United Nations	\$1,396,410	73.6%
FAO	\$1,196,410	63.1%
WFP	\$200,000	10.5%
International NGOs	\$500,000	26.4%
CARE	\$300,000	15.8%
FAR	\$200,000	10.5%

Southern Sudan	\$4,677,000	100.0%
United Nations	\$3,650,000	78.0%
FAO	\$2,750,000	58.8%
WFP	\$900,000	19.2%
International NGOs	\$1,027,000	22.0%
ACF-USA	\$500,000	10.7%
COOPI	\$250,000	5.3%
NCA	\$277,000	5.9%

Health and Nutrition	\$12,545,347	15.4%
Abyei	\$500,000	100.0%
United Nations	\$373,000	74.6%
UNICEF	\$233,000	46.6%
WHO	\$140,000	28.0%
International NGOs	\$127,000	25.4%
GOAL	\$127,000	25.4%

Blue Nile	\$500,000	100.0%
United Nations	\$500,000	100.0%
UNICEF	\$400,000	80.0%
WHO	\$100,000	20.0%

Darfur	\$4,000,000	100.0%
United Nations	\$2,405,000	60.1%
UNFPA	\$450,000	11.3%
UNICEF	\$1,050,000	26.3%
WHO	\$905,000	22.6%
International NGOs	\$1,595,000	39.9%
CARE	\$96,000	2.4%
CRS	\$32,000	0.8%
IMC	\$120,000	3.0%
Johanniter	\$300,000	7.5%
Malaria Consortium	\$329,000	8.2%
Merlin	\$40,000	1.0%
NCA	\$112,000	2.8%
PAI	\$136,000	3.4%
SC-US	\$60,000	1.5%
Tearfund	\$320,000	8.0%
World Vision	\$50,000	1.3%

Eastern States	\$377,000	100.0%
United Nations	\$292,000	77.5%
WFP	\$92,000	24.4%
WHO	\$200,000	53.1%
International NGOs	\$85,000	22.5%
GOAL	\$85,000	22.5%

Khartoum and Other Northern States	\$404,388	100.0%
United Nations	\$275,388	68.1%
IOM	\$90,000	22.3%
UNICEF	\$100,388	24.8%
WHO	\$85,000	21.0%
International NGOs	\$129,000	31.9%
Malaria Consortium	\$59,000	14.6%
Medair	\$70,000	17.3%

Southern Kordofan	\$1,000,000	100.0%
United Nations	\$410,000	41.0%
UNICEF	\$210,000	21.0%
WHO	\$200,000	20.0%
International NGOs	\$590,000	59.0%
FAR	\$100,000	10.0%
IRC	\$40,000	4.0%
Medair	\$250,000	25.0%
SC-US	\$200,000	20.0%

Southern Sudan	\$5,763,959	100.0%
United Nations	\$5,200,000	90.2%
UNFPA	\$1,500,000	26.0%
UNICEF	\$2,500,000	43.4%
WHO	\$1,200,000	20.8%
International NGOs	\$563,959	9.8%
IMC	\$563,959	9.8%

Mine Action	\$4,726,059	5.8%
--------------------	--------------------	-------------

Blue Nile	\$898,294	100.0%
United Nations	\$898,294	100.0%
UNMAS	\$898,294	100.0%

Eastern States	\$149,690	100.0%
United Nations	\$149,690	100.0%
UNMAS	\$149,690	100.0%

National Programmes	\$2,355,000	100.0%
United Nations	\$2,355,000	100.0%
UNICEF	\$328,534	14.0%
UNMAS	\$2,026,466	86.0%
<hr/>		
Southern Kordofan	\$495,075	100.0%
United Nations	\$495,075	100.0%
UNMAS	\$495,075	100.0%
<hr/>		
Southern Sudan	\$828,000	100.0%
United Nations	\$828,000	100.0%
UNICEF	\$328,000	39.6%
UNMAS	\$500,000	60.4%
<hr/>		
NFIs and Emergency Shelter	\$6,362,320	7.8%
Abyei	\$162,320	100.0%
United Nations	\$90,000	55.4%
UNICEF	\$90,000	55.4%
International NGOs	\$72,320	44.6%
CARE	\$47,320	29.2%
SC-US	\$25,000	15.4%
<hr/>		
Darfur	\$2,000,000	100.0%
United Nations	\$935,000	46.8%
IOM	\$230,000	11.5%
UNICEF	\$280,000	14.0%
WFP (UNJLC)	\$425,000	21.3%
International NGOs	\$1,065,000	53.3%
CARE	\$660,000	33.0%
CHF International	\$230,000	11.5%
Concern	\$70,000	3.5%
CRS	\$75,000	3.8%
HelpAge	\$30,000	1.5%

Khartoum and Other Northern States	\$200,000	100.0%
International NGOs	\$200,000	100.0%
CARE	\$200,000	100.0%

Southern Kordofan	\$1,000,000	100.0%
United Nations	\$534,000	53.4%
IOM	\$90,000	9.0%
UNICEF	\$244,000	24.4%
WFP (UNJLC)	\$200,000	20.0%
International NGOs	\$466,000	46.6%
CARE	\$266,000	26.6%
NCA	\$150,000	15.0%
SC-US	\$50,000	5.0%

Southern Sudan	\$3,000,000	100.0%
United Nations	\$2,095,000	69.8%
IOM	\$375,000	12.5%
UNHCR	\$750,000	25.0%
UNICEF	\$870,000	29.0%
WFP (UNJLC)	\$100,000	3.3%
International NGOs	\$905,000	30.2%
CRS	\$150,000	5.0%
Medair	\$110,000	3.7%
NCA	\$75,000	2.5%
SC-UK	\$70,000	2.3%
World Vision	\$500,000	16.7%

Protection and Human Rights	\$5,518,369	6.8%
Abyei	\$100,000	100.0%
International NGOs	\$100,000	100.0%
SC-US	\$100,000	100.0%

Blue Nile	\$368,369	100.0%
United Nations	\$368,369	100.0%
UNHCR	\$368,369	100.0%

Darfur	\$3,000,000	100.0%
United Nations	\$2,630,000	87.7%
IOM	\$280,000	9.3%
UNDP	\$150,000	5.0%
UNHCR	\$1,450,000	48.3%
UNICEF	\$750,000	25.0%
International NGOs	\$370,000	12.3%
EM-DH	\$210,000	7.0%
IRC	\$160,000	5.3%

Southern Kordofan	\$300,000	100.0%
United Nations	\$300,000	100.0%
UNICEF	\$300,000	100.0%

Southern Sudan	\$1,750,000	100.0%
United Nations	\$950,000	54.3%
RCO	\$200,000	11.4%
UNHCR	\$400,000	22.9%
UNICEF	\$350,000	20.0%
International NGOs	\$800,000	45.7%
IMC	\$130,000	7.4%
IRC	\$270,000	15.4%
Islamic RW	\$200,000	11.4%
PACT	\$200,000	11.4%

Water and Sanitation	\$13,404,725	16.5%
-----------------------------	---------------------	--------------

Abyei	\$315,000	100.0%
United Nations	\$273,000	86.7%
UNICEF	\$273,000	86.7%
National NGOs	\$42,000	13.3%
SUDO	\$42,000	13.3%

Blue Nile	\$743,369	100.0%
United Nations	\$500,000	67.3%
UNICEF	\$500,000	67.3%
National NGOs	\$43,000	5.8%
SUDO	\$43,000	5.8%

International NGOs	\$200,369	27.0%
CRS	\$200,369	27.0%
GOAL	\$0	0.0%

Darfur	\$5,500,000	100.0%
United Nations	\$3,041,300	55.3%
UNICEF	\$2,841,300	51.7%
WHO	\$200,000	3.6%
International NGOs	\$2,458,700	44.7%
COOPI	\$200,000	3.6%
IA Sweden	\$98,000	1.8%
IMC	\$100,000	1.8%
Islamic RW	\$100,000	1.8%
OXFAM GB	\$910,700	16.6%
Solidarites	\$200,000	3.6%
Tearfund	\$650,000	11.8%
World Vision	\$200,000	3.6%

Eastern States	\$139,315	100.0%
United Nations	\$139,315	100.0%
UNICEF	\$139,315	100.0%

Khartoum and Other Northern States	\$200,000	100.0%
United Nations	\$150,000	75.0%
UNICEF	\$150,000	75.0%
International NGOs	\$50,000	25.0%
Solidarites	\$50,000	25.0%

Southern Kordofan	\$1,000,000	100.0%
United Nations	\$600,000	60.0%
UNICEF	\$600,000	60.0%
International NGOs	\$400,000	40.0%
CARE	\$110,000	11.0%
Islamic RW	\$115,000	11.5%
Medair	\$125,000	12.5%
NCA	\$50,000	5.0%

Southern Sudan	\$5,507,041	100.0%
United Nations	\$4,031,041	73.2%
UNHCR	\$1,600,000	29.1%
UNICEF	\$2,431,041	44.1%
International NGOs	\$1,476,000	26.8%
CARE	\$250,000	4.5%
Medair	\$240,000	4.4%
PACT	\$986,000	17.9%
GRAND TOTAL	\$81,402,745	100.0%